



Common Key Information Memorandum for Equity Schemes

HSBC Equity Fund (HEF)

An open-ended diversified Equity Scheme

HSBC India Opportunities Fund (HIOF)

An open-ended flexi-cap Equity Scheme

HSBC Midcap Equity Fund (HMEF)

An open-ended diversified Equity Scheme

HSBC Progressive Themes Fund (HPTF)

An open-ended flexi-theme Equity Scheme

HSBC Dynamic Fund (HDF)

An open-ended Scheme

HSBC Tax Saver Equity Fund (HTSF)

An open-ended Equity Linked Savings Scheme (ELSS)

HSBC Emerging Markets Fund (HEMF)

An open-ended Scheme

HSBC Unique Opportunities Fund (HUOF)

An open-ended Equity Scheme

HSBC Small Cap Fund (HSCF)

An open-ended Equity Scheme

HSBC Brazil Fund (HBF)

An open-ended Fund of Funds Scheme

Continuous Offer of Units at NAV based prices

This Common Key Information Memorandum (KIM) sets forth the information, which a prospective investor ought to know before investing. **For further details of the Scheme(s) / Mutual Fund, due diligence certificate by the AMC, Key Personnel, investors' rights & services, risk factors, penalties & pending litigations etc. investors should, before investment, refer to the Combined Scheme Information Document, Statement of Additional Information and Addenda thereto available free of cost at any of the Investor Service Centres or distributors or from the website of the AMC, www.assetmanagement.hsbc.com/in. The particulars of the Scheme(s) have been prepared in accordance with the Securities and Exchange Board of India (Mutual Funds) Regulations, 1996, as amended till date and filed with Securities and Exchange Board of India (SEBI). The Units being offered for public subscription have not been approved or disapproved by SEBI nor has SEBI certified the accuracy or adequacy of this KIM.**

This Common Key Information Memorandum is dated April 16, 2012.

Sponsor:

HSBC Securities and Capital Markets (India) Private Limited
Regd. Office: 52/60, Mahatma Gandhi Road, Fort,
Mumbai 400 001, India.

Trustee:

Board of Trustees
16, V.N. Road, Fort, Mumbai 400 001.

Asset Management Company:

HSBC Asset Management (India) Private Limited
Regd. & Corp. Office: 16, V. N. Road, Fort,
Mumbai 400 001.

SMS INVEST to 56767

Toll free: 1800 200 2434

Visit: www.assetmanagement.hsbc.com/in

HSBC 
Global Asset Management

COMPARISON BETWEEN THE SCHEMES

Scheme Name	Investment Objective	Asset Allocation Pattern			Product Differentiation	Number of Folios as on 31 March, 2012	AUM as on 31 March, 2012 (Rs. in crores)																			
HSBC Equity Fund	To generate long-term capital growth from an actively managed portfolio of equity and equity related securities.	<table border="1"> <thead> <tr> <th data-bbox="539 304 799 353">Instruments</th> <th colspan="2" data-bbox="807 304 975 353">Indicative Allocation (% of Net Assets)</th> <th data-bbox="975 304 1050 353">Risk Profile</th> </tr> <tr> <td></td> <th data-bbox="807 353 890 383">Minimum</th> <th data-bbox="890 353 975 383">Maximum</th> <td></td> </tr> </thead> <tbody> <tr> <td data-bbox="539 383 799 432">Equities & Equity related securities</td> <td align="center" data-bbox="807 383 890 432">65%</td> <td align="center" data-bbox="890 383 975 432">100%</td> <td align="center" data-bbox="975 383 1050 432">High</td> </tr> <tr> <td data-bbox="539 432 799 506">Debt securities & Money Market instruments (including Cash & Cash equivalents)</td> <td align="center" data-bbox="807 432 890 506">0%</td> <td align="center" data-bbox="890 432 975 506">35%</td> <td align="center" data-bbox="975 432 1050 506">Low to Medium</td> </tr> </tbody> </table>	Instruments	Indicative Allocation (% of Net Assets)		Risk Profile		Minimum	Maximum		Equities & Equity related securities	65%	100%	High	Debt securities & Money Market instruments (including Cash & Cash equivalents)	0%	35%	Low to Medium		HEF seeks to invest primarily into large cap Indian equity stocks which makes the Scheme different from other existing open-ended equity Schemes of HSBC Mutual Fund.	70,635	682.24				
Instruments	Indicative Allocation (% of Net Assets)		Risk Profile																							
	Minimum	Maximum																								
Equities & Equity related securities	65%	100%	High																							
Debt securities & Money Market instruments (including Cash & Cash equivalents)	0%	35%	Low to Medium																							
HSBC India Opportunities Fund	To seek long term capital growth through investments across all market capitalisations, including small, mid and large cap stocks. The fund aims to be predominantly invested in equity and equity related securities. However, it could move a significant portion of its assets towards fixed income securities if the fund manager becomes negative on equity markets.	<table border="1"> <thead> <tr> <th data-bbox="539 696 799 745">Instruments</th> <th colspan="2" data-bbox="807 696 975 745">Indicative Allocation (% of Net Assets)</th> <th data-bbox="975 696 1050 745">Risk Profile</th> </tr> <tr> <td></td> <th data-bbox="807 745 890 775">Minimum</th> <th data-bbox="890 745 975 775">Maximum</th> <td></td> </tr> </thead> <tbody> <tr> <td data-bbox="539 775 799 824">Equities & Equity related securities</td> <td align="center" data-bbox="807 775 890 824">65%</td> <td align="center" data-bbox="890 775 975 824">100%</td> <td align="center" data-bbox="975 775 1050 824">High</td> </tr> <tr> <td data-bbox="539 824 799 898">Debt securities & Money Market instruments (including Cash & Cash equivalents)</td> <td align="center" data-bbox="807 824 890 898">0%</td> <td align="center" data-bbox="890 824 975 898">35%</td> <td align="center" data-bbox="975 824 1050 898">Low to Medium</td> </tr> </tbody> </table>	Instruments	Indicative Allocation (% of Net Assets)		Risk Profile		Minimum	Maximum		Equities & Equity related securities	65%	100%	High	Debt securities & Money Market instruments (including Cash & Cash equivalents)	0%	35%	Low to Medium		HIOF seeks to invest primarily into Indian equity stocks with no market capitalisation or other biases which makes the Scheme different from other existing open-ended equity Schemes of HSBC Mutual Fund.	18,820	179.70				
Instruments	Indicative Allocation (% of Net Assets)		Risk Profile																							
	Minimum	Maximum																								
Equities & Equity related securities	65%	100%	High																							
Debt securities & Money Market instruments (including Cash & Cash equivalents)	0%	35%	Low to Medium																							
HSBC Progressive Themes Fund	To generate long term capital growth from an actively managed portfolio of equity and equity related securities by investing primarily in sectors, areas and themes that play an important role in, and / or benefit from, India's progress, reform process and economic development.	<table border="1"> <thead> <tr> <th data-bbox="539 1088 799 1137">Instruments</th> <th colspan="2" data-bbox="807 1088 975 1137">Indicative Allocation (% of Net Assets)</th> <th data-bbox="975 1088 1050 1137">Risk Profile</th> </tr> <tr> <td></td> <th data-bbox="807 1137 890 1167">Minimum</th> <th data-bbox="890 1137 975 1167">Maximum</th> <td></td> </tr> </thead> <tbody> <tr> <td data-bbox="539 1167 799 1216">Equities & Equity related securities</td> <td align="center" data-bbox="807 1167 890 1216">65%</td> <td align="center" data-bbox="890 1167 975 1216">100%</td> <td align="center" data-bbox="975 1167 1050 1216">High</td> </tr> <tr> <td data-bbox="539 1216 799 1290">Debt securities & Money Market instruments (including Cash & Cash equivalents)</td> <td align="center" data-bbox="807 1216 890 1290">0%</td> <td align="center" data-bbox="890 1216 975 1290">35%</td> <td align="center" data-bbox="975 1216 1050 1290">Low to Medium</td> </tr> </tbody> </table>	Instruments	Indicative Allocation (% of Net Assets)		Risk Profile		Minimum	Maximum		Equities & Equity related securities	65%	100%	High	Debt securities & Money Market instruments (including Cash & Cash equivalents)	0%	35%	Low to Medium		HPTF is a thematic equity Scheme which uses a flexi-theme approach in selection of areas in which to invest.	58,424	184.08				
Instruments	Indicative Allocation (% of Net Assets)		Risk Profile																							
	Minimum	Maximum																								
Equities & Equity related securities	65%	100%	High																							
Debt securities & Money Market instruments (including Cash & Cash equivalents)	0%	35%	Low to Medium																							
HSBC Midcap Equity Fund	To generate long term capital growth from an actively managed portfolio of equity and equity related securities primarily being Midcap stocks. However, it could move a portion of its assets towards fixed income securities if the fund manager becomes negative on the Indian equity markets.	<table border="1"> <thead> <tr> <th data-bbox="539 1480 799 1529">Instruments</th> <th colspan="2" data-bbox="807 1480 975 1529">Indicative Allocation (% of Net Assets)</th> <th data-bbox="975 1480 1050 1529">Risk Profile</th> </tr> <tr> <td></td> <th data-bbox="807 1529 890 1559">Minimum</th> <th data-bbox="890 1529 975 1559">Maximum</th> <td></td> </tr> </thead> <tbody> <tr> <td data-bbox="539 1559 799 1738">Equities & equity related securities of companies whose market capitalization is Rs. 75 crores or more but does not exceed the market capitalization of the largest constituent of the BSE Midcap Index at the point of investment on a full market capitalisation basis</td> <td align="center" data-bbox="807 1559 890 1738">65%</td> <td align="center" data-bbox="890 1559 975 1738">100%</td> <td align="center" data-bbox="975 1559 1050 1738">High</td> </tr> <tr> <td data-bbox="539 1738 799 1787">Other equities & equity related securities</td> <td align="center" data-bbox="807 1738 890 1787">0%</td> <td align="center" data-bbox="890 1738 975 1787">35%</td> <td align="center" data-bbox="975 1738 1050 1787">High</td> </tr> <tr> <td data-bbox="539 1787 799 1861">Debt and money market instruments (including cash and money at call)</td> <td align="center" data-bbox="807 1787 890 1861">0%</td> <td align="center" data-bbox="890 1787 975 1861">35%</td> <td align="center" data-bbox="975 1787 1050 1861">Low to Medium</td> </tr> </tbody> </table>	Instruments	Indicative Allocation (% of Net Assets)		Risk Profile		Minimum	Maximum		Equities & equity related securities of companies whose market capitalization is Rs. 75 crores or more but does not exceed the market capitalization of the largest constituent of the BSE Midcap Index at the point of investment on a full market capitalisation basis	65%	100%	High	Other equities & equity related securities	0%	35%	High	Debt and money market instruments (including cash and money at call)	0%	35%	Low to Medium		HMEF seeks to invest primarily into mid cap Indian equity stocks which makes the Scheme different from other existing open-ended equity Schemes of HSBC Mutual Fund.	20,628	109.55
Instruments	Indicative Allocation (% of Net Assets)		Risk Profile																							
	Minimum	Maximum																								
Equities & equity related securities of companies whose market capitalization is Rs. 75 crores or more but does not exceed the market capitalization of the largest constituent of the BSE Midcap Index at the point of investment on a full market capitalisation basis	65%	100%	High																							
Other equities & equity related securities	0%	35%	High																							
Debt and money market instruments (including cash and money at call)	0%	35%	Low to Medium																							

Scheme Name	Investment Objective	Asset Allocation Pattern	Product Differentiation	Number of Folios as on 31 March, 2012	AUM as on 31 March, 2012 (Rs. in crores)														
HSBC Dynamic Fund	To provide long term capital appreciation by allocating funds in equity and equity related instruments. It also has the flexibility to move, entirely if required, into debt instruments in times that the view on equity markets seems negative.	<table border="1" data-bbox="539 244 1050 450"> <thead> <tr> <th data-bbox="539 244 791 338" rowspan="2">Instruments</th> <th colspan="2" data-bbox="791 244 963 309">Indicative Allocation (% of Net Assets)</th> <th data-bbox="963 244 1050 309" rowspan="2">Risk Profile</th> </tr> <tr> <th data-bbox="791 309 876 338">Minimum</th> <th data-bbox="876 309 963 338">Maximum</th> </tr> </thead> <tbody> <tr> <td data-bbox="539 338 791 394">Equities & Equity related instruments</td> <td data-bbox="791 338 876 394">0%</td> <td data-bbox="876 338 963 394">100%</td> <td data-bbox="963 338 1050 394">High</td> </tr> <tr> <td data-bbox="539 394 791 450">Debt & money market instruments</td> <td data-bbox="791 394 876 450">0%</td> <td data-bbox="876 394 963 450">100%</td> <td data-bbox="963 394 1050 450">Low to Medium</td> </tr> </tbody> </table> <p data-bbox="539 450 1050 680">If the Scheme decides to invest in securitised debt, it is the intention of the Investment Manager that such investments will not normally exceed 30% of the corpus of the Scheme and if the Scheme decides to invest in ADRs/GDRs and foreign securities in line with SEBI stipulation, it is the intention of the Investment Manager that such investments will not, normally exceed 50% of the assets of the Scheme. No investments shall be made in foreign securitised debt. The net notional exposure to derivative in HDF shall not be more than 75% of the net assets. Investments in derivatives would be in accordance with the SEBI Regulations.</p>	Instruments	Indicative Allocation (% of Net Assets)		Risk Profile	Minimum	Maximum	Equities & Equity related instruments	0%	100%	High	Debt & money market instruments	0%	100%	Low to Medium	HDF seeks to normally invest in equity, with an aim to capitalise on the potential upside in equity markets but can react quickly to a negative market by moving 100 per cent of its assets into debt instruments, with an aim to limit the downside risk, in the event that the fund manager is bearish on the market.	24,152	75.61
Instruments	Indicative Allocation (% of Net Assets)			Risk Profile															
	Minimum	Maximum																	
Equities & Equity related instruments	0%	100%	High																
Debt & money market instruments	0%	100%	Low to Medium																
HSBC Emerging Markets Fund	To provide long term capital appreciation by investing in India and in the emerging markets, in equity and equity related instruments, share classes and units/ securities issued by overseas mutual funds or unit trusts. The fund may also invest a limited proportion in debt and money market instruments.	<table border="1" data-bbox="539 692 1050 954"> <thead> <tr> <th data-bbox="539 692 791 786" rowspan="2">Instruments</th> <th colspan="2" data-bbox="791 692 963 757">Indicative Allocation (% of Net Assets)</th> <th data-bbox="963 692 1050 757" rowspan="2">Risk Profile</th> </tr> <tr> <th data-bbox="791 757 876 786">Minimum</th> <th data-bbox="876 757 963 786">Maximum</th> </tr> </thead> <tbody> <tr> <td data-bbox="539 786 791 864">Units/securities issued by overseas mutual funds or unit trusts of emerging markets*</td> <td data-bbox="791 786 876 864">80%</td> <td data-bbox="876 786 963 864">100%</td> <td data-bbox="963 786 1050 864">Medium to High</td> </tr> <tr> <td data-bbox="539 864 791 954">Domestic Debt, Money Market instruments (including CBLO & reverse repo) and units of domestic mutual funds.</td> <td data-bbox="791 864 876 954">0%</td> <td data-bbox="876 864 963 954">20%</td> <td data-bbox="963 864 1050 954">Low to Medium</td> </tr> </tbody> </table> <p data-bbox="539 954 1050 1032">* Currently HSBC GEM Equity Fund is envisaged to be used for investing in the emerging markets however, HEMF could use any other global fund of HSBC Group to invest in emerging markets.</p> <p data-bbox="539 1032 1050 1151">If the Scheme decides to invest in securitised debt, it is the intention of the Investment Manager that such investments will not normally exceed 10% of the corpus of the Scheme. HEMF will not invest in underlying global scheme which invests more than 10% of their net assets in unlisted equity shares or equity related instruments.</p>	Instruments	Indicative Allocation (% of Net Assets)		Risk Profile	Minimum	Maximum	Units/securities issued by overseas mutual funds or unit trusts of emerging markets*	80%	100%	Medium to High	Domestic Debt, Money Market instruments (including CBLO & reverse repo) and units of domestic mutual funds.	0%	20%	Low to Medium	HEMF is the only overseas investing Scheme which invests into units of Overseas Mutual Funds.	6,915	51.36
Instruments	Indicative Allocation (% of Net Assets)			Risk Profile															
	Minimum	Maximum																	
Units/securities issued by overseas mutual funds or unit trusts of emerging markets*	80%	100%	Medium to High																
Domestic Debt, Money Market instruments (including CBLO & reverse repo) and units of domestic mutual funds.	0%	20%	Low to Medium																
HSBC Tax Saver Equity Fund	To provide long term capital appreciation by investing in a diversified portfolio of equity & equity related instruments of companies across various sectors and industries, with no capitalization bias. The Fund may also invest in fixed income securities.	<table border="1" data-bbox="539 1162 1050 1346"> <thead> <tr> <th data-bbox="539 1162 791 1256" rowspan="2">Instruments</th> <th colspan="2" data-bbox="791 1162 963 1227">Indicative Allocation (% of Net Assets)</th> <th data-bbox="963 1162 1050 1227" rowspan="2">Risk Profile</th> </tr> <tr> <th data-bbox="791 1227 876 1256">Minimum</th> <th data-bbox="876 1227 963 1256">Maximum</th> </tr> </thead> <tbody> <tr> <td data-bbox="539 1256 791 1335">Equities & Equity related securities</td> <td data-bbox="791 1256 876 1335">80%</td> <td data-bbox="876 1256 963 1335">100%</td> <td data-bbox="963 1256 1050 1335">High</td> </tr> <tr> <td data-bbox="539 1335 791 1346">Debt, Money Market instruments and Cash</td> <td data-bbox="791 1335 876 1346">0%</td> <td data-bbox="876 1335 963 1346">20%</td> <td data-bbox="963 1335 1050 1346">Low to Medium</td> </tr> </tbody> </table> <p data-bbox="539 1346 1050 1570">If the Scheme decides to invest in securitised debt, it is the intention of the Investment Manager that such investments will not normally exceed 20% of the corpus of the Scheme and if the Scheme decides to invest in ADRs/GDRs issued by Indian Companies, it is the intention of the Investment Manager that such investments will not, normally exceed 20% of the assets of the Scheme. If the Scheme decides to invest in foreign securities, it is the intention of the Investment Manager that such investments will not normally exceed 20% of the corpus of the Scheme. The exposure to derivative instruments shall be as per the SEBI and applicable Guidelines issued from time to time.</p>	Instruments	Indicative Allocation (% of Net Assets)		Risk Profile	Minimum	Maximum	Equities & Equity related securities	80%	100%	High	Debt, Money Market instruments and Cash	0%	20%	Low to Medium	HTSF is the only Scheme launched as an Equity Linked Savings Scheme as per the Notifications dated 3 November, 2005 and 13 December, 2005 issued by the Department of Economic Affairs, Ministry of Finance Government of India or such other Scheme as the Central Government may, by notification in the Official Gazette, specify under section 80C of the Income Tax Act, 1961. The investors in the Scheme are entitled to deductions of the amount invested in units of the Scheme, subject to a maximum of Rs. 1,00,000, under and in terms of Section 80C (2) (xiii) of the Income Tax Act, 1961.	72,968	208.33
Instruments	Indicative Allocation (% of Net Assets)			Risk Profile															
	Minimum	Maximum																	
Equities & Equity related securities	80%	100%	High																
Debt, Money Market instruments and Cash	0%	20%	Low to Medium																
HSBC Unique Opportunities Fund	To provide long-term capital growth from a diversified portfolio of equity and equity related instruments. The focus would be to invest in stocks of companies facing "out-of-ordinary" conditions.	<table border="1" data-bbox="539 1688 1050 1906"> <thead> <tr> <th data-bbox="539 1688 791 1783" rowspan="2">Instruments</th> <th colspan="2" data-bbox="791 1688 963 1753">Indicative Allocation (% of Net Assets)</th> <th data-bbox="963 1688 1050 1753" rowspan="2">Risk Profile</th> </tr> <tr> <th data-bbox="791 1753 876 1783">Minimum</th> <th data-bbox="876 1753 963 1783">Maximum</th> </tr> </thead> <tbody> <tr> <td data-bbox="539 1783 791 1839">Equities & Equity related instruments</td> <td data-bbox="791 1783 876 1839">65%</td> <td data-bbox="876 1783 963 1839">100%</td> <td data-bbox="963 1783 1050 1839">High</td> </tr> <tr> <td data-bbox="539 1839 791 1906">Debt, Money Market instruments (including Cash & Cash equivalents)</td> <td data-bbox="791 1839 876 1906">0%</td> <td data-bbox="876 1839 963 1906">35%</td> <td data-bbox="963 1839 1050 1906">Low to Medium</td> </tr> </tbody> </table> <p data-bbox="539 1906 1050 2101">If the Scheme decides to invest in securitised debt, it is the intention of the Investment Manager that such investments will not normally exceed 35% of the corpus of the Scheme and if the Scheme decides to invest in ADRs/GDRs issued by Indian Companies, it is the intention of the Investment Manager that such investments will not, normally exceed 50% of the assets of the Scheme. The exposure to derivative instruments shall be as per the SEBI Guidelines issued from time to time.</p>	Instruments	Indicative Allocation (% of Net Assets)		Risk Profile	Minimum	Maximum	Equities & Equity related instruments	65%	100%	High	Debt, Money Market instruments (including Cash & Cash equivalents)	0%	35%	Low to Medium	HUOF seeks to invest into stocks of companies facing "out of ordinary" conditions but have potential for long term growth. The Scheme aims to invest in companies that have strong fundamentals and possess growth potential but are either temporarily undervalued or are likely to benefit from unlocking of value from the culmination of these "out-of-ordinary" situations that are usually non-recurring and outside the ordinary course of business	20,596	67.53
Instruments	Indicative Allocation (% of Net Assets)			Risk Profile															
	Minimum	Maximum																	
Equities & Equity related instruments	65%	100%	High																
Debt, Money Market instruments (including Cash & Cash equivalents)	0%	35%	Low to Medium																

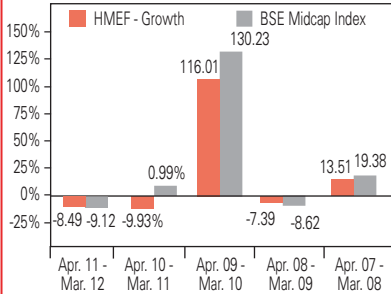
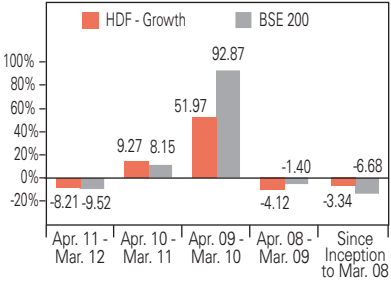
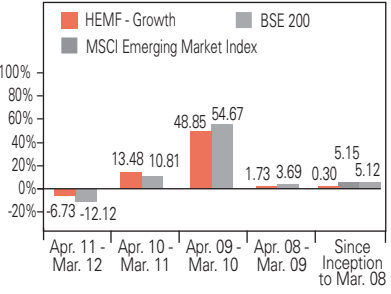
Scheme Name	Investment Objective	Asset Allocation Pattern			Product Differentiation	Number of Folios as on 31 March, 2012	AUM as on 31 March, 2012 (Rs. in crores)																
HSBC Small Cap Fund	To provide long-term capital appreciation primarily from a diversified portfolio of equity and equity related instruments of small cap companies.	<table border="1"> <thead> <tr> <th rowspan="2">Instruments</th> <th colspan="2">Indicative Allocation (% of Net Assets)</th> <th rowspan="2">Risk Profile</th> </tr> <tr> <th>Minimum</th> <th>Maximum</th> </tr> </thead> <tbody> <tr> <td>Equity and equity related instruments of Small Cap Companies*</td> <td>65%</td> <td>100%</td> <td>High</td> </tr> <tr> <td>Equity and equity related instruments of other than Small Cap Companies*</td> <td>0%</td> <td>35%</td> <td>High</td> </tr> <tr> <td>Debt and money market instruments</td> <td>0%</td> <td>35%</td> <td>Low to Medium</td> </tr> </tbody> </table> <p>* Small Cap Companies are defined as the companies with the market capitalization which is 1) lower than or equal to the market capitalization of the stock in the BSE Small Cap Index with the largest market capitalization and 2) higher than or equal to the market capitalization of the stock in the BSE Small Cap Index with the smallest market capitalization.</p> <p>If the Scheme decides to invest in securitised debt, it is the intention of the Investment Manager that such investments will not normally exceed 35% of the corpus of the Scheme and if the Scheme decides to invest in ADRs/GDRs and foreign securities in line with SEBI stipulation, it is the intention of the Investment Manager that such investments will not, normally exceed 35% of the assets of the Scheme, however, such investments will be made provided they meet the Investment Objective of the Scheme. No investments shall be made in foreign securitized debt. The net notional exposure to derivative in HSCF shall not be more than 75% of the net assets. Investments in derivatives would be in accordance with the SEBI Regulations.</p>	Instruments	Indicative Allocation (% of Net Assets)		Risk Profile	Minimum	Maximum	Equity and equity related instruments of Small Cap Companies*	65%	100%	High	Equity and equity related instruments of other than Small Cap Companies*	0%	35%	High	Debt and money market instruments	0%	35%	Low to Medium	HSCF seeks to invest primarily into small cap Indian equity stocks as defined under its asset allocation.	6,894	20.78
Instruments	Indicative Allocation (% of Net Assets)			Risk Profile																			
	Minimum	Maximum																					
Equity and equity related instruments of Small Cap Companies*	65%	100%	High																				
Equity and equity related instruments of other than Small Cap Companies*	0%	35%	High																				
Debt and money market instruments	0%	35%	Low to Medium																				
HSBC Brazil Fund	To provide long term capital appreciation by investing predominantly in units/shares of HSBC Global Investment Funds (HGIF) Brazil Equity Fund. The Scheme may, at the discretion of the Investment Manager, also invest in the units of other similar overseas mutual fund schemes, which may constitute a significant part of its corpus. The Scheme may also invest a certain proportion of its corpus in money market instruments and/or units of liquid mutual fund schemes, in order to meet liquidity requirements from time to time.	<table border="1"> <thead> <tr> <th rowspan="2">Instruments</th> <th colspan="2">Indicative Allocation (% of Net Assets)</th> <th rowspan="2">Risk Profile</th> </tr> <tr> <th>Minimum</th> <th>Maximum</th> </tr> </thead> <tbody> <tr> <td>Units/shares of HGIF Brazil Equity Fund</td> <td>95%</td> <td>100%</td> <td>Medium to High</td> </tr> <tr> <td>Money Market instruments (including CBLO & reverse repo) and / or units of liquid mutual fund schemes</td> <td>0%</td> <td>5%</td> <td>Low to Medium</td> </tr> </tbody> </table> <p>The Scheme will not invest in the underlying scheme(s) which invest more than 10% of their net assets in unlisted equity shares or equity related instruments.</p>	Instruments	Indicative Allocation (% of Net Assets)		Risk Profile	Minimum	Maximum	Units/shares of HGIF Brazil Equity Fund	95%	100%	Medium to High	Money Market instruments (including CBLO & reverse repo) and / or units of liquid mutual fund schemes	0%	5%	Low to Medium	HBF will invest into HGIF Brazil Equity Fund, which in turn will invest into stocks listed in the Brazilian equity markets. It is different from HSBC Emerging Markets Fund (HEMF), an existing open-ended overseas investing scheme which invests into equities of various countries which are classified as emerging markets.	7,373	294.18				
Instruments	Indicative Allocation (% of Net Assets)			Risk Profile																			
	Minimum	Maximum																					
Units/shares of HGIF Brazil Equity Fund	95%	100%	Medium to High																				
Money Market instruments (including CBLO & reverse repo) and / or units of liquid mutual fund schemes	0%	5%	Low to Medium																				

Features	HSBC EQUITY FUND	HSBC INDIA OPPORTUNITIES FUND	HSBC PROGRESSIVE THEMES FUND																		
Type	An open-ended diversified Equity Scheme	An open-ended flexi-cap Equity Scheme	An open-ended flexi-theme Equity Scheme																		
Investment Objective	To generate long-term capital growth from an actively managed portfolio of equity and equity related securities.	To seek long term capital growth through investments across all market capitalisations, including small, mid and large cap stocks. The fund aims to be predominantly invested in equity and equity related securities. However, it could move a significant portion of its assets towards fixed income securities if the fund manager becomes negative on equity markets.	To generate long term capital growth from an actively managed portfolio of equity and equity related securities by investing primarily in sectors, areas and themes that play an important role in, and / or benefit from, India's progress, reform process and economic development.																		
Date of Inception	10 December, 2002	24 February, 2004	23 February, 2006																		
Asset Allocation Pattern	Please refer to page 2	Please refer to page 2	Please refer to page 2																		
Investment Strategy	The aim of the HSBC Equity Fund is to deliver above-benchmark returns by providing long-term capital growth from an actively managed portfolio, mainly comprising companies registered in and/or listed on a regulated market of India. Income is not a primary consideration in the investment policies of the HSBC Equity Fund. The Scheme will invest across a range of market capitalisations with a preference for medium and large companies.	The aim of the HSBC India Opportunities Fund is to seek aggressive growth and deliver above-benchmark returns by providing long-term capital growth from an actively managed portfolio, mainly comprising a judicious mix of small, mid and large cap stocks. Income is not a primary consideration in the investment policies of the HSBC India Opportunities Fund. The Scheme aims to be predominantly invested in equity and equity related securities. However, it could move a significant portion of its assets towards fixed income securities if the fund becomes negative on equity markets.	The aim of the HSBC Progressive Themes Fund is to deliver above benchmark returns by providing long-term capital growth from an actively managed portfolio, primarily comprising of stocks of companies in areas/sectors that play an important role in India's economic development. The sectors and areas will change with changes in the economy.																		
Risk Profile	Mutual Fund units involve investment risks including the possible loss of principal. Please read Combined SID carefully for details on risk factors before investment. Please refer to page 14 for the summarized scheme specific risk factors under "Common Features for all Schemes".																				
Risk Mitigation Factors	<table border="1"> <thead> <tr> <th>Risks & Description</th> <th>Risk Mitigants / Management Strategy</th> </tr> </thead> <tbody> <tr> <td>Market Risk : Value of holdings may fall as a result of market movements</td> <td>Investment approach supported by comprehensive research</td> </tr> <tr> <td>Currency Risk : Risk on account of exchange rate fluctuations</td> <td>Investment manager could use (there is no obligation) derivatives to hedge currency risk</td> </tr> <tr> <td>Country Risk : Risk on account of exposure to a single country</td> <td>Investment universe is carefully selected to include high quality businesses</td> </tr> <tr> <td>Liquidity Risk : High impact costs</td> <td>Robust process for periodic monitoring of liquidity</td> </tr> <tr> <td>Concentration Risk : Risk on account of high exposure to a risk class</td> <td>Investment across market capitalization spectrum and industries/sectors</td> </tr> <tr> <td>Legal / Tax / Regulatory Risk : Risk on account of changes in regulations</td> <td>This risk is something dependent upon a future event and will be clearly communicated to the investor</td> </tr> <tr> <td>Event Risk : Price risk as a result of company or sector specific event</td> <td>Usage of derivatives : Hedge portfolios if required, in case of predictable events Mitigated as instruments are normally exchange traded with readily available data</td> </tr> <tr> <td>Valuation Risk : Risk on account of incorrect valuation</td> <td>Investment approach supported by comprehensive research</td> </tr> </tbody> </table>		Risks & Description	Risk Mitigants / Management Strategy	Market Risk : Value of holdings may fall as a result of market movements	Investment approach supported by comprehensive research	Currency Risk : Risk on account of exchange rate fluctuations	Investment manager could use (there is no obligation) derivatives to hedge currency risk	Country Risk : Risk on account of exposure to a single country	Investment universe is carefully selected to include high quality businesses	Liquidity Risk : High impact costs	Robust process for periodic monitoring of liquidity	Concentration Risk : Risk on account of high exposure to a risk class	Investment across market capitalization spectrum and industries/sectors	Legal / Tax / Regulatory Risk : Risk on account of changes in regulations	This risk is something dependent upon a future event and will be clearly communicated to the investor	Event Risk : Price risk as a result of company or sector specific event	Usage of derivatives : Hedge portfolios if required, in case of predictable events Mitigated as instruments are normally exchange traded with readily available data	Valuation Risk : Risk on account of incorrect valuation	Investment approach supported by comprehensive research	
Risks & Description	Risk Mitigants / Management Strategy																				
Market Risk : Value of holdings may fall as a result of market movements	Investment approach supported by comprehensive research																				
Currency Risk : Risk on account of exchange rate fluctuations	Investment manager could use (there is no obligation) derivatives to hedge currency risk																				
Country Risk : Risk on account of exposure to a single country	Investment universe is carefully selected to include high quality businesses																				
Liquidity Risk : High impact costs	Robust process for periodic monitoring of liquidity																				
Concentration Risk : Risk on account of high exposure to a risk class	Investment across market capitalization spectrum and industries/sectors																				
Legal / Tax / Regulatory Risk : Risk on account of changes in regulations	This risk is something dependent upon a future event and will be clearly communicated to the investor																				
Event Risk : Price risk as a result of company or sector specific event	Usage of derivatives : Hedge portfolios if required, in case of predictable events Mitigated as instruments are normally exchange traded with readily available data																				
Valuation Risk : Risk on account of incorrect valuation	Investment approach supported by comprehensive research																				

Features	HSBC EQUITY FUND	HSBC INDIA OPPORTUNITIES FUND	HSBC PROGRESSIVE THEMES FUND																																																
Plan / Options	Options : 1) Growth 2) Dividend																																																		
Sub-Options	Dividend Payout and Dividend Reinvestment Option																																																		
Applicable NAV for ongoing Subscriptions and Redemptions (including switch ins / switch outs)	<ul style="list-style-type: none"> Where the valid application is received upto 3.00 p.m. with a local cheque or demand draft payable at par at the place where it is received, the closing NAV of the day of receipt of application will be applicable. Where the valid application is received after 3.00 p.m. with a local cheque or demand draft payable at par at the place where it is received, the closing NAV of the next Business Day will be applicable. Where the valid application is received with an outstation cheque or demand draft which is not payable on par at the place where it is received, the closing NAV of day on which the cheque or demand draft is credited will be applicable. 																																																		
Load Structure (including SIP/STP where applicable)#	Entry Load* : Nil. Exit Load : 1% if redeemed/ switched out within 1 year from the date of investment; otherwise Nil. # No load in case of switches between Equity Schemes. The applicable exit loads (if any) at the time of allotment of the Schemes of HSBC Mutual Fund shall also be charged on investments made by all investors. No exit load shall be charged for units allotted under bonus/dividend reinvestment option. The exit loads set forth above is subject to change at the discretion of the AMC and such changes shall be implemented prospectively. Please refer "Load Structure" under Common Features of all Schemes on page 16. *In terms of SEBI circular no. SEBI/IMD/CIR No.4/ 168230/09 dated June 30, 2009, no entry load will be charged by the Scheme to the investor effective August 1, 2009. Upfront commission shall be paid directly by the investor to the AMFI registered Distributors based on the investors assessment of various factors including the service rendered by the distributors.																																																		
Waiver of load for Direct Application	Pursuant to SEBI Circular No. SEBI/IMD/CIR No. 4/168230/09 dated June 30, 2009, no Entry Load will be charged for all Mutual Fund Schemes. Therefore, the procedure for Waiver of Load for Direct Applications is no longer applicable.																																																		
Minimum Application/ Repurchase / Additional Amount +	Purchase : Rs. 10,000/- and multiples of Re. 1/- thereafter Additional Purchase : Rs. 1,000/- and multiples of Re. 1/- thereafter Redemption : Rs. 1,000/- and multiples of Re. 1/- thereafter + The requirement of minimum subscription amount will not be applicable in case of SIP for scheme(s) where SIP facility is available. Refer to the Combined SID/Addendums thereto for further details.																																																		
Despatch of Redemption Request	Within 10 working days of the receipt of the valid redemption request at the Official Points of Acceptance of Transactions of the Registrar and the AMC. The Fund would endeavour to dispatch redemption proceeds within 3 Business Days under normal circumstances on receiving a valid request.																																																		
Fund Manager	Tushar Pradhan	Tushar Pradhan	Dhiraj Sachdev																																																
	Gaurav Mehrotra will be the dedicated Fund Manager for making overseas investments as permitted under the Regulations, guidelines and circulars issued from time to time.																																																		
Benchmark Index	BSE 200	BSE 500	BSE 200																																																
Dividend Policy	Declaration of dividend is subject to the availability of distributable surplus. Such dividends if declared will be paid under normal circumstances, only to those Unitholders who have opted for Dividend sub-options with specified sub-options. Further, no exit load shall be charged for units allotted under dividend reinvestment option. However, it must be distinctly understood that the actual declaration of dividends under the Scheme and the frequency thereof will, inter alia, depend upon the distributable surplus of the Scheme. The Trustees reserve the right of dividend declaration and to change the frequency, date of declaration and the decision of the Trustees in this regard shall be final. There is no assurance or guarantee to unit holders as to the rate of dividend distribution nor that the dividend will be regularly paid. The dividend that may be paid out of the net surplus of the Scheme will be paid only to those Unitholders whose names appear in the register of Unitholders on the notified record date. The dividend will be at such rate as may be decided by the AMC in consultation with the Trustees.																																																		
Performance of the Scheme*	<table border="1"> <thead> <tr> <th></th> <th>Scheme Returns</th> <th>Benchmark Returns</th> </tr> </thead> <tbody> <tr> <td>Last 1 year</td> <td>-8.46%</td> <td>-8.80%</td> </tr> <tr> <td>Last 3 years</td> <td>17.32%</td> <td>24.38%</td> </tr> <tr> <td>Last 5 years</td> <td>7.14%</td> <td>6.74%</td> </tr> <tr> <td>Since Inception</td> <td>27.48%</td> <td>20.34%</td> </tr> </tbody> </table>			Scheme Returns	Benchmark Returns	Last 1 year	-8.46%	-8.80%	Last 3 years	17.32%	24.38%	Last 5 years	7.14%	6.74%	Since Inception	27.48%	20.34%	<table border="1"> <thead> <tr> <th></th> <th>Scheme Returns</th> <th>Benchmark Returns</th> </tr> </thead> <tbody> <tr> <td>Last 1 year</td> <td>-2.92%</td> <td>-8.62%</td> </tr> <tr> <td>Last 3 years</td> <td>21.05%</td> <td>24.96%</td> </tr> <tr> <td>Last 5 years</td> <td>5.14%</td> <td>6.40%</td> </tr> <tr> <td>Since Inception</td> <td>16.46%</td> <td>14.51%</td> </tr> </tbody> </table>			Scheme Returns	Benchmark Returns	Last 1 year	-2.92%	-8.62%	Last 3 years	21.05%	24.96%	Last 5 years	5.14%	6.40%	Since Inception	16.46%	14.51%	<table border="1"> <thead> <tr> <th></th> <th>Scheme Returns</th> <th>Benchmark Returns</th> </tr> </thead> <tbody> <tr> <td>Last 1 year</td> <td>-3.87%</td> <td>-8.79%</td> </tr> <tr> <td>Last 3 years</td> <td>11.31%</td> <td>24.38%</td> </tr> <tr> <td>Last 5 years</td> <td>-0.72%</td> <td>6.74%</td> </tr> <tr> <td>Since Inception</td> <td>2.05%</td> <td>8.94%</td> </tr> </tbody> </table>			Scheme Returns	Benchmark Returns	Last 1 year	-3.87%	-8.79%	Last 3 years	11.31%	24.38%	Last 5 years	-0.72%	6.74%	Since Inception	2.05%	8.94%
	Scheme Returns	Benchmark Returns																																																	
Last 1 year	-8.46%	-8.80%																																																	
Last 3 years	17.32%	24.38%																																																	
Last 5 years	7.14%	6.74%																																																	
Since Inception	27.48%	20.34%																																																	
	Scheme Returns	Benchmark Returns																																																	
Last 1 year	-2.92%	-8.62%																																																	
Last 3 years	21.05%	24.96%																																																	
Last 5 years	5.14%	6.40%																																																	
Since Inception	16.46%	14.51%																																																	
	Scheme Returns	Benchmark Returns																																																	
Last 1 year	-3.87%	-8.79%																																																	
Last 3 years	11.31%	24.38%																																																	
Last 5 years	-0.72%	6.74%																																																	
Since Inception	2.05%	8.94%																																																	
Compounded Annualised Returns ^ (As on 30 March, 2012)																																																			
	<p>*Past performance may or may not be sustained in the future. ^ Returns for 1 year & above are Compounded Annualised. Calculations are based on Growth Option NAVs. Since inception returns are calculated on Rs. 10 invested at inception. For disclosures on point to point returns on a standard investment of Rs 10,000/- & other related performance disclosures, please refer to page No. 10 to 13.</p>																																																		
Recurring Expenses	Actual Expenses for the previous financial year ended March 31, 2012																																																		
	Total Expenses (Rs.) : 167,006,837.01 % to Net Assets : 2.13		Total Expenses (Rs.) : 39,962,893.58 % to Net Assets : 2.40		Total Expenses (Rs.) : 43,887,650.17 % to Net Assets : 2.39																																														
	● First Rs. 100 crores % of the average daily net assets : 2.50 ● Next Rs. 300 crores % of the average daily net assets : 2.00		● Next Rs. 300 crores % of the average daily net assets : 2.25 ● Balance : 1.75																																																

Features	HSBC MIDCAP EQUITY FUND	HSBC DYNAMIC FUND	HSBC EMERGING MARKETS FUND
Type	An open-ended diversified equity Scheme	An open-ended Scheme	An open-ended Scheme
Investment Objective	To generate long term capital growth from an actively managed portfolio of equity and equity related securities primarily being Midcap stocks. However, it could move a portion of its assets towards fixed income securities if the fund manager becomes negative on the Indian equity markets.	To provide long term capital appreciation by allocating funds in equity and equity related instruments. It also has the flexibility to move, entirely if required, into debt instruments in times that the view on equity markets seems negative.	To provide long term capital appreciation by investing in India and in the emerging markets, in equity and equity related instruments, share classes and units/securities issued by overseas mutual funds or unit trusts. The fund may also invest a limited proportion in debt and money market instruments.
Date of Inception	19 May, 2005	24 September, 2007	17 March, 2008
Asset Allocation Pattern	Please refer to page 2	Please refer to page 3	Please refer to page 3

Features	HSBC MIDCAP EQUITY FUND	HSBC DYNAMIC FUND	HSBC EMERGING MARKETS FUND
Investment Strategy	The aim of the HSBC Midcap Equity Fund is to deliver above-benchmark returns by providing long-term capital growth from an actively managed portfolio, primarily comprising of midcap stocks. Income is not a primary consideration in the investment policies of the HSBC Midcap Equity Fund. The Scheme aims to be predominantly invested in midcap equity and equity related securities and also invest in small cap equity and equity related securities. However, it could move a portion of its assets towards fixed income securities if the fund becomes cautious or negative on equity markets.	The Scheme has the flexibility to allocate assets to both equity and debt instruments. It will hold a mix of securities-primarily equity and equity related instruments. This allocation will be steadily monitored and updated as and when the market movements demand it, a switch would be made. This product offers a lower risk alternative to pure equity offerings as it has the flexibility to move, entirely if required, into debt instruments in times that the view on equity markets seems negative. The relative balance of these securities can be periodically changed to take advantage of phases in the economic cycle. The fund would switch over from one asset-class combination to another, looking towards more aggressive growth oriented stocks when the market is bullish and vice versa. Thus, the scheme endeavours to achieve the ideal asset allocation to make the most of the markets and save opportunity costs for the investor. The fund will endeavour to provide long-term growth of principal and income. Thus, it aims to perform even in a distressed market scenario.	The aim of the HSBC Emerging Markets Fund is to provide long term capital appreciation from an actively managed portfolio, primarily comprising of a mix of small, mid and large cap stocks. Income is not a primary consideration in the investment policies of the HSBC Emerging Markets Fund. The Scheme aims to be predominantly invested in equity and equity related securities. The Fund may also invest in fixed income securities. HEMF may invest in the Emerging Markets through overseas funds or overseas equity and equity related securities share classes / Units of equity Fund as permitted by SEBI. HEMF proposes to invest in the overseas market by investing in units / securities issued by overseas mutual funds managed by HSBC globally, for example HSBC GEM Equity Fund (GEM) etc. The Fund may undertake currency hedge to protect the investors from the risk associated with movement in currency markets.
Risk Profile	Mutual Fund units involve investment risks including the possible loss of principal. Please read the Combined SID carefully for details on risk factors before investment. Please refer to page 14 for the summarized scheme specific risk factors under "Common Features for all Schemes"		
Risk Mitigation Factors	Risks & Description		Risk Mitigants / Management Strategy
	Market Risk : Value of holdings may fall as a result of market movements		Investment approach supported by comprehensive research
	Currency Risk : Risk on account of exchange rate fluctuations		Investment manager could use (there is no obligation) derivatives to hedge currency risk
	Country Risk : Risk on account of exposure to a single country		Investment universe is carefully selected to include high quality businesses
	Liquidity Risk : High impact costs		Robust process for periodic monitoring of liquidity
	Concentration Risk : Risk on account of high exposure to a risk class		Investment across market capitalization spectrum and industries/sectors
	Legal / Tax / Regulatory Risk : Risk on account of changes in regulations		This risk is something dependent upon a future event and will be clearly communicated to the investor
	Event Risk : Price risk as a result of company or sector specific event		Usage of derivatives : Hedge portfolios if required, in case of predictable events Mitigated as instruments are normally exchange traded with readily available data
	Valuation Risk : Risk on account of incorrect valuation		Investment approach supported by comprehensive research
Plan / Options	Options : 1) Growth 2) Dividend		
Sub-Options	Dividend Payout and Dividend Reinvestment Option		
Applicable NAV for ongoing Subscriptions and Redemptions (including switch ins / switch outs)	<ul style="list-style-type: none"> Where the valid application is received upto 3.00 p.m. with a local cheque or demand draft payable at par at the place where it is received, the closing NAV of the day of receipt of application will be applicable. Where the valid application is received after 3.00 p.m. with a local cheque or demand draft payable at par at the place where it is received, the closing NAV of the next Business Day will be applicable. Where the valid application is received with an outstation cheque or demand draft which is not payable on par at the place where it is received, the closing NAV of day on which the cheque or demand draft is credited will be applicable. 		
Load Structure (including SIP/STP where applicable)#	Entry Load* : Nil. Exit Load : 1% if redeemed/ switched out within 1 year from the date of investment; otherwise Nil. # No load in case of switches between Equity Schemes. The applicable exit loads (if any) at the time of allotment of the Schemes of HSBC Mutual Fund shall also be charged on investments made by all investors. No exit load shall be charged for units allotted under bonus/dividend reinvestment option. The exit loads set forth above is subject to change at the discretion of the AMC and such changes shall be implemented prospectively. Please refer "Load Structure" under Common Features of all Schemes on page 16. *In terms of SEBI circular no. SEBI/IMD/CIR No.4/ 168230/09 dated June 30, 2009, no entry load will be charged by the Scheme to the investor effective August 1, 2009. Upfront commission shall be paid directly by the investor to the AMFI registered Distributors based on the investors assessment of various factors including the service rendered by the distributors.		
Waiver of load for Direct Application	Pursuant to SEBI Circular No. SEBI/IMD/CIR No. 4/168230/09 dated June 30, 2009, no Entry Load will be charged for all Mutual Fund Schemes. Therefore, the procedure for Waiver of Load for Direct Applications is no longer applicable.		
Minimum Application / Repurchase / Additional Amount +	Purchase : Rs. 10,000/- and multiples of Re. 1/- thereafter Additional Purchase : Rs. 1,000/- and multiples of Re. 1/- thereafter Repurchase : Rs. 1,000/- and multiples of Re. 1/- thereafter + The requirement of minimum subscription amount will not be applicable in case of SIP for scheme(s) where SIP facility is available. Refer to the Combined SID/ Addendums thereto for further details.		
Despatch of Redemption Request	Within 10 working days of the receipt of the valid redemption request at the Official Points of Acceptance of Transactions of the Registrar and the AMC.		
	The Fund would endeavour to dispatch redemption proceeds within 3 Business Days under normal circumstances on receiving a valid request.		The Fund would endeavour to dispatch redemption proceeds within 7 Business Days under normal circumstances on receiving a valid request.
Fund Manager	Dhiraj Sachdev	Tushar Pradhan (for Equity portion) and Sanjay Shah (for Fixed Income portion)	Gaurav Mehrotra
	Gaurav Mehrotra will be the dedicated Fund Manager for making overseas investments as permitted under the Regulations, guidelines and circulars issued from time to time.		
Benchmark Index	BSE Midcap Index	BSE 200	MSCI Emerging Market Index
Dividend Policy	Declaration of dividend is subject to the availability of distributable surplus. Such dividends if declared will be paid under normal circumstances, only to those Unitholders who have opted for Dividend sub-options with specified sub-options. Further, no exit load shall be charged for units allotted under dividend reinvestment option. However, it must be distinctly understood that the actual declaration of dividends under the Scheme and the frequency thereof will, inter alia, depend upon the distributable surplus of the Scheme. The Trustees reserve the right of dividend declaration and to change the frequency, date of declaration and the decision of the Trustees in this regard shall be final. There is no assurance or guarantee to unit holders as to the rate of dividend distribution nor that the dividend will be regularly paid. The dividend that may be paid out of the net surplus of the Scheme will be paid only to those Unitholders whose names appear in the register of Unitholders on the notified record date. The dividend will be at such rate as may be decided by the AMC in consultation with the Trustees.		

Features	HSBC MIDCAP EQUITY FUND	HSBC DYNAMIC FUND	HSBC EMERGING MARKETS FUND						
Performance of the Scheme* Compounded Annualised Returns ^ (As on 30 March, 2012)	Scheme Returns	Scheme Returns	Scheme Returns						
	Benchmark Returns	Benchmark Returns	Benchmark Returns						
	Last 1 year	-7.20%	-7.40%	Last 1 year	-5.14%	-11.05%			
	Last 3 years	22.96%	29.94%	Last 3 years	16.45%	22.25%			
	Since Inception	9.26%	10.25%	Since Inception	-0.89%	0.92%	Since Inception	-0.09%	-4.42%
	Absolute Returns		Absolute Returns		Absolute Returns				
									
	<p>*Past performance may or may not be sustained in the future. ^ Returns for 1 year & above are Compounded Annualised. Calculations are based on Growth Option NAVs. Since inception returns are calculated on Rs. 10 invested at inception. For disclosures on point to point returns on a standard investment of Rs 10,000/- & other related performance disclosures, please refer to page No. 10 to 13.</p>								
Recurring Expenses	Actual Expenses for the previous financial year ended March 31, 2012								
	Total Expenses (Rs.) : 29,022,578.00 % to Net Assets : 2.46	Total Expenses (Rs.) : 22,859,756.87 % to Net Assets : 2.50	Total Expenses (Rs.) : 8,683,286.65 % to Net Assets : 1.65						
	<ul style="list-style-type: none"> • First Rs. 100 crores % of the average daily net assets : 2.50 • Next Rs. 300 crores % of the average daily net assets : 2.25 • Next Rs. 300 crores % of the average daily net assets : 2.00 • Balance : 1.75 		Total expenses of the Scheme shall consist of: (a) management fees not exceeding 0.75% of the daily average net assets of the Scheme; (b) other expenses relating to administration of the Scheme; and (c) the weighted average of the total expense ratio of the underlying scheme(s) into which the Scheme invests. Provided that the sum total of a), b) and c) shall not exceed 2.50% of the daily average net assets of HEMF.						

Features	HSBC TAX SAVER EQUITY FUND	HSBC UNIQUE OPPORTUNITIES FUND	HSBC SMALL CAP FUND
Type	An open-ended Equity Linked Savings Scheme	An open-ended equity Scheme	An open-ended equity Scheme
Investment Objective	To provide long term capital appreciation by investing in a diversified portfolio of equity & equity related instruments of companies across various sectors and industries, with no capitalization bias. The Fund may also invest in fixed income securities.	To provide long-term capital growth from a diversified portfolio of equity and equity related instruments. The focus would be to invest in stocks of companies facing 'out-of-ordinary' conditions.	To provide long-term capital appreciation primarily from a diversified portfolio of equity and equity related instruments of small cap companies.
Date of Inception	5 January, 2007	21 March, 2007	24 March, 2008
Asset Allocation Pattern	Please refer to page 3	Please refer to page 3	Please refer to page 4
Investment Strategy	The aim of the HSBC Tax Saver Equity Fund is to provide long-term capital appreciation from an actively managed portfolio, primarily comprising of a mix of small, mid and large cap stocks. Income is not a primary consideration in the investment policies of the HSBC Tax Saver Equity Fund. The Scheme aims to be predominantly invested in equity and equity related securities. The Fund may also invest in fixed income securities.	The Fund Manager will seek to invest in companies that currently operate in "out of ordinary" situations. Out of ordinary situations are event-driven conditions that render the company undervalued relative to its long term potential and may, amongst others, include (but not be limited to) the following: <ul style="list-style-type: none"> • Turnaround/Recovery situations • Financial restructurings, distressed debt etc. • Mergers & Acquisitions, Divestments, Spin-Offs, Demergers, • Out-of-favour industries/sectors • Employee/Management buyouts • New product/business launches • Asset plays (companies selling at significant discount to intrinsic value) • Unrecognised growth potential • Companies likely to benefit from some change in the economy, industry transformation, new laws/ regulations / technology. 	The Fund Manager will endeavour to invest in small cap companies that are typically characterized by strong fundamentals, high growth potential and underpricing relative to intrinsic value. Small Cap Companies are defined as the companies with the market capitalization which is : <ol style="list-style-type: none"> 1) lower than or equal to the market capitalization of the stock in the BSE Small Cap Index with the largest market capitalization and 2) higher than or equal to the market capitalization of the stock in the BSE Small Cap Index with the smallest market capitalization. The fund will invest predominantly in equity and equity related instruments but may also invest a limited portion in debt and money market instruments if the fund manager has a negative view of the equity market or to maintain liquidity.
Risk Profile	Mutual Fund units involve investment risks including the possible loss of principal. Please read the Combined SID carefully for details on risk factors before investment. Please refer to page 14 for the summarized scheme specific risk factors under "Common Features for all Schemes"		
Risk Mitigation Factors	Risks & Description	Risk Mitigants / Management Strategy	
	Market Risk : Value of holdings may fall as a result of market movements	Investment approach supported by comprehensive research	
	Currency Risk : Risk on account of exchange rate fluctuations	Investment manager could use (there is no obligation) derivatives to hedge currency risk	
	Country Risk : Risk on account of exposure to a single country	Investment universe is carefully selected to include high quality businesses	
	Liquidity Risk : High impact costs	Robust process for periodic monitoring of liquidity	
	Concentration Risk : Risk on account of high exposure to a risk class	Investment across market capitalization spectrum and industries/sectors	
	Legal / Tax / Regulatory Risk : Risk on account of changes in regulations	This risk is something dependent upon a future event and will be clearly communicated to the investor	
	Event Risk : Price risk as a result of company or sector specific event	Usage of derivatives : Hedge portfolios if required, in case of predictable events Mitigated as instruments are normally exchange traded with readily available data	
	Valuation Risk : Risk on account of incorrect valuation	Investment approach supported by comprehensive research	

Features	HSBC TAX SAVER EQUITY FUND	HSBC UNIQUE OPPORTUNITIES FUND	HSBC SMALL CAP FUND																															
Plan / Options	Options : 1) Growth 2) Dividend																																	
Sub-Options	Dividend Payout Option	Dividend Payout & Dividend Reinvestment Option	Dividend Payout & Dividend Reinvestment Option																															
Applicable NAV for ongoing Subscriptions and Redemptions (including switch ins / switch outs)	<ul style="list-style-type: none"> Where the valid application is received upto 3.00 p.m. with a local cheque or demand draft payable at par at the place where it is received, the closing NAV of the day of receipt of application will be applicable. Where the valid application is received after 3.00 p.m. with a local cheque or demand draft payable at par at the place where it is received, the closing NAV of the next Business Day will be applicable. Where the valid application is received with an outstation cheque or demand draft which is not payable on par at the place where it is received, the closing NAV of day on which the cheque or demand draft is credited will be applicable. 																																	
Load Structure (including SIP/STP where applicable)#	Entry Load* : Nil Exit Load : Nil	Entry Load* : Nil. Exit Load : 1% if redeemed / switched out within 1 year from the date of investment; otherwise Nil.																																
Waiver of load for Direct Application	Pursuant to SEBI Circular No. SEBI/IMD/CIR No. 4/168230/09 dated June 30, 2009, no Entry Load will be charged for all Mutual Fund Schemes. Therefore, the procedure for Waiver of Load for Direct Applications is no longer applicable.																																	
Minimum Application / Repurchase / Additional Amount +	Purchase : Rs. 500/- Additional Purchase : In multiples of Rs. 500/- thereafter. Repurchase : Rs. 500/- and multiples of Rs. 500/- thereof.	Purchase : Rs. 10,000/- and multiples of Re. 1/- thereafter Additional Purchase : Rs. 1,000/- and multiples of Re. 1/- thereof Redemption : Rs. 1,000/- and multiples of Re. 1/- thereof																																
	+ The requirement of minimum subscription amount will not be applicable in case of SIP for scheme(s) where SIP facility is available. Refer to the Combined SID/ Addendums thereto for further details.																																	
Despatch of Redemption Request	Within 10 working days of the receipt of the valid redemption request at the Official Points of Acceptance of Transactions of the Registrar and the AMC. The Fund would endeavour to dispatch redemption proceeds within 3 Business Days on receiving a valid request under normal circumstances.																																	
Fund Manager	Aditya Khemani	Tushar Pradhan	Dhiraj Sachdev																															
	Gaurav Mehrotra will be the dedicated Fund Manager for making overseas investments as permitted under the Regulations, guidelines and circulars issued from time to time.																																	
Benchmark Index	BSE 200	BSE 200	BSE Small Cap Index																															
Dividend Policy	Declaration of dividend is subject to the availability of distributable surplus. Such dividends if declared will be paid under normal circumstances, only to those Unitholders who have opted for Dividend sub-options with specified sub-options. Further, no exit load shall be charged for units allotted under dividend reinvestment option. However, it must be distinctly understood that the actual declaration of dividends under the Scheme and the frequency thereof will, inter alia, depend upon the distributable surplus of the Scheme. The Trustees reserve the right of dividend declaration and to change the frequency, date of declaration and the decision of the Trustees in this regard shall be final. There is no assurance or guarantee to unit holders as to the rate of dividend distribution nor that the dividend will be regularly paid. The dividend that may be paid out of the net surplus of the Scheme will be paid only to those Unitholders whose names appear in the register of Unitholders on the notified record date. The dividend will be at such rate as may be decided by the AMC in consultation with the Trustees.																																	
Performance of the Scheme*	<table border="1"> <thead> <tr> <th></th> <th>Scheme Returns</th> <th>Benchmark Returns</th> </tr> </thead> <tbody> <tr> <td>Last 1 year</td> <td>-3.72%</td> <td>-8.80%</td> </tr> <tr> <td>Last 3 years</td> <td>24.31%</td> <td>24.38%</td> </tr> <tr> <td>Last 5 years</td> <td>8.18%</td> <td>6.74%</td> </tr> <tr> <td>Since Inception</td> <td>6.56%</td> <td>5.10%</td> </tr> </tbody> </table>			Scheme Returns	Benchmark Returns	Last 1 year	-3.72%	-8.80%	Last 3 years	24.31%	24.38%	Last 5 years	8.18%	6.74%	Since Inception	6.56%	5.10%	<table border="1"> <thead> <tr> <th></th> <th>Scheme Returns</th> <th>Benchmark Returns</th> </tr> </thead> <tbody> <tr> <td>Last 1 year</td> <td>-9.12%</td> <td>-8.80%</td> </tr> <tr> <td>Last 3 years</td> <td>22.22%</td> <td>24.38%</td> </tr> <tr> <td>Last 5 years</td> <td>-0.10%</td> <td>6.74%</td> </tr> <tr> <td>Since Inception</td> <td>0.30%</td> <td>6.94%</td> </tr> </tbody> </table>			Scheme Returns	Benchmark Returns	Last 1 year	-9.12%	-8.80%	Last 3 years	22.22%	24.38%	Last 5 years	-0.10%	6.74%	Since Inception	0.30%	6.94%
	Scheme Returns	Benchmark Returns																																
Last 1 year	-3.72%	-8.80%																																
Last 3 years	24.31%	24.38%																																
Last 5 years	8.18%	6.74%																																
Since Inception	6.56%	5.10%																																
	Scheme Returns	Benchmark Returns																																
Last 1 year	-9.12%	-8.80%																																
Last 3 years	22.22%	24.38%																																
Last 5 years	-0.10%	6.74%																																
Since Inception	0.30%	6.94%																																
Compounded Annualised Returns ^ (As on 30 March, 2012)	<table border="1"> <thead> <tr> <th></th> <th>Scheme Returns</th> <th>Benchmark Returns</th> </tr> </thead> <tbody> <tr> <td>Last 1 year</td> <td>-16.51%</td> <td>-18.74%</td> </tr> <tr> <td>Last 3 years</td> <td>24.16%</td> <td>27.45%</td> </tr> <tr> <td>Since Inception</td> <td>-2.44%</td> <td>-1.17%</td> </tr> </tbody> </table>			Scheme Returns	Benchmark Returns	Last 1 year	-16.51%	-18.74%	Last 3 years	24.16%	27.45%	Since Inception	-2.44%	-1.17%	<table border="1"> <thead> <tr> <th></th> <th>Scheme Returns</th> <th>Benchmark Returns</th> </tr> </thead> <tbody> <tr> <td>Last 1 year</td> <td>-16.51%</td> <td>-18.74%</td> </tr> <tr> <td>Last 3 years</td> <td>24.16%</td> <td>27.45%</td> </tr> <tr> <td>Since Inception</td> <td>-2.44%</td> <td>-1.17%</td> </tr> </tbody> </table>			Scheme Returns	Benchmark Returns	Last 1 year	-16.51%	-18.74%	Last 3 years	24.16%	27.45%	Since Inception	-2.44%	-1.17%						
	Scheme Returns	Benchmark Returns																																
Last 1 year	-16.51%	-18.74%																																
Last 3 years	24.16%	27.45%																																
Since Inception	-2.44%	-1.17%																																
	Scheme Returns	Benchmark Returns																																
Last 1 year	-16.51%	-18.74%																																
Last 3 years	24.16%	27.45%																																
Since Inception	-2.44%	-1.17%																																
	<p>Absolute Returns</p>		<p>Absolute Returns</p>																															
	<p>Absolute Returns</p>																																	
	*Past performance may or may not be sustained in the future.																																	
	^ Returns for 1 year & above are Compounded Annualised; Return below 1 year are absolute. Calculations are based on Growth Option NAVs. For disclosures on point to point returns on a standard investment of Rs 10,000/- & other related performance disclosures, please refer to page No. 10 to 13.																																	
Recurring Expenses	Actual Expenses for the previous financial year ended March 31, 2012																																	
	Total Expenses (Rs.) : 51,169,053.57 % to Net Assets : 2.37	Total Expenses (Rs.) : 18,934,788.62 % to Net Assets : 2.50	Total Expenses (Rs.) : 6,451,228.89 % to Net Assets : 2.50																															
	<ul style="list-style-type: none"> First Rs. 100 crores % of the average daily net assets : 2.50 Next Rs. 300 crores % of the average daily net assets : 2.00 	<ul style="list-style-type: none"> Next Rs. 300 crores % of the average daily net assets : 2.25 Balance : 1.75 																																

Features	HSBC BRAZIL FUND							
Type	An open-ended Fund of Funds Scheme							
Investment Objective	To provide long term capital appreciation by investing predominantly in units/shares of HSBC Global Investment Funds (HGIF) Brazil Equity Fund. The Scheme may, at the discretion of the Investment Manager, also invest in the units of other similar overseas mutual fund schemes, which may constitute a significant part of its corpus. The Scheme may also invest a certain proportion of its corpus in money market instruments and/or units of liquid mutual fund schemes, in order to meet liquidity requirements from time to time.							
Date of Inception	6 May, 2011							
Asset Allocation Pattern	Please refer to page 4							
Investment Strategy	The Scheme will invest predominantly in units / shares of HGIF Brazil Equity Fund. The Scheme may, at the discretion of the Investment Manager, also invest in the units of other similar overseas mutual fund schemes, which may constitute a significant part of its corpus. The Scheme may also invest a certain proportion of its corpus in money market instruments and/or units of liquid mutual fund schemes, in order to meet liquidity requirements from time to time.							
Risk Profile	Mutual Fund units involve investment risks including the possible loss of principal. Please read the Combined SID carefully for details on risk factors before investment. Please refer to page 14 for the summarized scheme specific risk factors under "Common Features for all Schemes"							
Risk Mitigation Factors	Risks & Description Risk Factors associated with Money Markets <ul style="list-style-type: none"> Investments in money market instruments would involve a moderate credit risk i.e. risk of an issuer's liability to meet the principal payments. Money market instruments may also be subject to price volatility due to factors such as changes in interest rates, general level of market liquidity and market perception of credit worthiness of the issuer of such instruments. The NAV of the Scheme's Units, to the extent that the corpus of the Scheme is invested in money market instruments, will be affected by the changes in the level of interest rates. Risk Factors for Underlying scheme (HGIF Brazil Equity Fund) Please refer to Page 15. Risks associated with Investing in Foreign Securities Please refer to Page 15.	Risk Mitigants / Management Strategy <ul style="list-style-type: none"> Market Risk : Investment approach supported by comprehensive research. Currency Risk : Investment Manager could use (there is no obligation) derivatives to hedge currency. Country Risk : Investment universe is carefully selected to include high quality businesses. Liquidity Risk : Robust process for periodic monitoring of liquidity. Sector Concentration Risk : Investment across market capitalization spectrum and industries/ sectors. Legal/Tax/Regulatory Risk : This risk is dependent upon a future event and will be clearly communicated to the investor. Emerging market Risks and Risks associated with foreign investments : The Fund will, where necessary, appoint intermediaries of repute as advisors, custodian/sub-custodians etc. for managing and administering foreign investments. 						
Plan / Options	Options : 1) Growth 2) Dividend							
Sub-Options	Dividend Payout and Dividend Reinvestment Option							
Applicable NAV for ongoing Subscriptions and Redemptions (including switch ins / switch outs)	<ul style="list-style-type: none"> Where the valid application is received upto 3.00 p.m. with a local cheque or demand draft payable at par at the place where it is received, the closing NAV of the day of receipt of application will be applicable. Where the valid application is received after 3.00 p.m. with a local cheque or demand draft payable at par at the place where it is received, the closing NAV of the next Business Day will be applicable. Where the valid application is received with an outstation cheque or demand draft which is not payable on par at the place where it is received, the closing NAV of day on which the cheque or demand draft is credited will be applicable. 							
Load Structure (including SIP/STP where applicable)#	Entry Load* : Nil. Exit Load : 1% if redeemed/ switched out within 1 year from the date of investment; otherwise Nil. # No load in case of switches between Equity Schemes. The applicable exit loads (if any) at the time of allotment of the Schemes of HSBC Mutual Fund shall also be charged on investments made by all investors. No exit load shall be charged for units allotted under bonus/dividend reinvestment option. The exit loads set forth above is subject to change at the discretion of the AMC and such changes shall be implemented prospectively. Please refer "Load Structure" under Common Features of all Schemes on page 16. *In terms of SEBI circular no. SEBI/IMD/CIR No.4/ 168230/09 dated June 30, 2009, no entry load will be charged by the Scheme to the investor effective August 1, 2009. Upfront commission shall be paid directly by the investor to the AMFI registered Distributors based on the investors assessment of various factors including the service rendered by the distributors.							
Waiver of load for Direct Application	Pursuant to SEBI Circular No. SEBI/IMD/CIR No. 4/168230/09 dated June 30, 2009, no Entry Load will be charged for all Mutual Fund Schemes. Therefore, the procedure for Waiver of Load for Direct Applications is no longer applicable.							
Minimum Application / Repurchase / Additional Amount +	Purchase : Rs. 10,000/- and multiples of Re. 1/- thereafter Additional Purchase : Rs. 1,000/- and multiples of Re. 1/- thereafter Repurchase : Rs. 1,000/- and multiples of Re. 1/- thereafter + The requirement of minimum subscription amount will not be applicable in case of SIP for scheme(s) where SIP facility is available. Refer to the Combined SID/ Addendums thereto for further details.							
Despatch of Redemption Request	Within 10 working days of the receipt of the valid redemption request at the Official Points of Acceptance of Transactions of the Registrar and the AMC. The Fund would endeavour to dispatch redemption proceeds within 7 Business Days under normal circumstances on receiving a valid request.							
Fund Manager	Gaurav Mehrotra Dedicated Fund Manager for managing the overseas investments as permitted under the Regulations, guidelines and circulars issued from time to time. Sanjay Shah, Fund Manager responsible for managing investments in Indian markets.							
Benchmark Index	MSCI Brazil 10/40 Index							
Dividend Policy	Declaration of dividend is subject to the availability of distributable surplus. Such dividends if declared will be paid under normal circumstances, only to those Unitholders who have opted for Dividend sub-options with specified sub-options. Further, no exit load shall be charged for units allotted under dividend reinvestment option. However, it must be distinctly understood that the actual declaration of dividends under the Scheme and the frequency thereof will, inter alia, depend upon the distributable surplus of the Scheme. The Trustees reserve the right of dividend declaration and to change the frequency, date of declaration and the decision of the Trustees in this regard shall be final. There is no assurance or guarantee to unit holders as to the rate of dividend distribution nor that the dividend will be regularly paid. The dividend that may be paid out of the net surplus of the Scheme will be paid only to those Unitholders whose names appear in the register of Unitholders on the notified record date. The dividend will be at such rate as may be decided by the AMC in consultation with the Trustees.							
Performance of the Scheme* (As on 30 March, 2012)	<table border="1"> <thead> <tr> <th></th> <th>Scheme Returns</th> <th>Benchmark Returns</th> </tr> </thead> <tbody> <tr> <td>Since Inception ^</td> <td>-0.69%</td> <td>-9.98%</td> </tr> </tbody> </table>		Scheme Returns	Benchmark Returns	Since Inception ^	-0.69%	-9.98%	*Past performance may or may not be sustained in the future. ^ Returns for 1 year & above are Compounded Annualised; return below 1 year are absolute. Calculations are based on Growth Option NAVs.
	Scheme Returns	Benchmark Returns						
Since Inception ^	-0.69%	-9.98%						
Recurring Expenses	Accrual & Average Net Assets for the period May 05, 2011 to March 31, 2012							
	Total Expenses (Rs.) : 42,387,084.87 % to Net Assets : 1.65							

COMPARATIVE PERFORMANCE OF EQUITY SCHEMES

Funds Managed by TUSHAR PRADHAN

HSBC Equity Fund		Date of Inception : 10 Dec 02			
Scheme Name & Benchmarks	Apr '11 - Mar '12	Apr '10 - Mar '11	Apr '09 - Mar '10	Since Inception	
HSBC Equity Fund - Growth	-8.87%	9.67%	57.13%	27.48%	
BSE 200 (Scheme Benchmark)	-9.52%	7.27%	89.60%	20.34%	
S&P Nifty (Standard Benchmark)	-9.11%	10.27%	71.52%	18.82%	
₹ 10,000, if invested in HEF, would have become	₹ 9,113	₹ 10,967	₹ 15,713	₹ 95,822	
₹ 10,000, if invested in BSE 200, would have become	₹ 9,048	₹ 10,727	₹ 18,960	₹ 56,052	
₹ 10,000, if invested in S&P Nifty, would have become	₹ 9,089	₹ 11,027	₹ 17,152	₹ 49,784	

Past performance may or may not be sustained in the future. Refer note below.

HSBC India Opportunities Fund		Date of Inception : 24 Feb 04			
Scheme Name & Benchmarks	Apr '11 - Mar '12	Apr '10 - Mar '11	Apr '09 - Mar '10	Since Inception	
HSBC India Opportunities Fund - Growth	-3.59%	11.00%	60.66%	16.46%	
BSE 500 (Scheme Benchmark)	-9.44%	6.55%	93.00%	14.51%	
S&P Nifty (Standard Benchmark)	-9.11%	10.27%	71.52%	14.08%	
₹ 10,000, if invested in HIOF, would have become	₹ 9,641	₹ 11,100	₹ 16,066	₹ 34,369	
₹ 10,000, if invested in BSE 500, would have become	₹ 9,056	₹ 10,655	₹ 19,300	₹ 29,981	
₹ 10,000, if invested in S&P Nifty, would have become	₹ 9,089	₹ 11,027	₹ 17,152	₹ 29,075	

Past performance may or may not be sustained in the future. Refer note below.

HSBC Unique Opportunities Fund		Date of Inception : 21 Mar 07			
Scheme Name & Benchmarks	Apr '11 - Mar '12	Apr '10 - Mar '11	Apr '09 - Mar '10	Since Inception	
HSBC Unique Opportunities Fund - Growth	-9.77%	8.92%	78.57%	0.30%	
BSE 200 (Scheme Benchmark)	-9.52%	7.27%	89.60%	6.94%	
S&P Nifty (Standard Benchmark)	-9.11%	10.27%	71.52%	7.02%	
₹ 10,000, if invested in HUOF, would have become	₹ 9,023	₹ 10,892	₹ 17,857	₹ 10,154	
₹ 10,000, if invested in BSE 200, would have become	₹ 9,048	₹ 10,727	₹ 18,960	₹ 14,018	
₹ 10,000, if invested in S&P Nifty, would have become	₹ 9,089	₹ 11,027	₹ 17,152	₹ 14,067	

Past performance may or may not be sustained in the future. Refer note below.

Fund Managed by TUSHAR PRADHAN (for Equity portion) and SANJAY SHAH (for Fixed Income portion)

HSBC Dynamic Fund		Date of Inception : 24 Sep 07			
Scheme Name & Benchmarks	Apr '11 - Mar '12	Apr '10 - Mar '11	Apr '09 - Mar '10	Since Inception	
HSBC Dynamic Fund - Growth	-8.21%	8.77%	51.72%	-0.89%	
BSE 200 (Scheme Benchmark)	-9.52%	7.27%	89.60%	0.92%	
S&P Nifty (Standard Benchmark)	-9.11%	10.27%	71.52%	1.59%	
₹ 10,000, if invested in HDF, would have become	₹ 9,179	₹ 10,877	₹ 15,172	₹ 9,604	
₹ 10,000, if invested in BSE 200, would have become	₹ 9,048	₹ 10,727	₹ 18,960	₹ 10,420	
₹ 10,000, if invested in S&P Nifty, would have become	₹ 9,089	₹ 11,027	₹ 17,152	₹ 10,737	

Past performance may or may not be sustained in the future. Refer note below.

Fund Managed by ADITYA KHEMANI

HSBC Tax Saver Equity Fund		Date of Inception : 05 Jan 07			
Scheme Name & Benchmarks	Apr '11 - Mar '12	Apr '10 - Mar '11	Apr '09 - Mar '10	Since Inception	
HSBC Tax Saver Equity Fund - Growth	-4.41%	4.41%	86.15%	6.56%	
BSE 200 (Scheme Benchmark)	-9.52%	7.27%	89.60%	5.10%	
S&P Nifty (Standard Benchmark)	-9.11%	10.27%	71.52%	5.59%	
₹ 10,000, if invested in HTSF, would have become	₹ 9,559	₹ 10,441	₹ 18,615	₹ 13,947	
₹ 10,000, if invested in BSE 200, would have become	₹ 9,048	₹ 10,727	₹ 18,960	₹ 12,972	
₹ 10,000, if invested in S&P Nifty, would have become	₹ 9,089	₹ 11,027	₹ 17,152	₹ 13,294	

Past performance may or may not be sustained in the future. Refer note below.

Note : Data for the period 01 April - 31 March has been considered in all cases, except for 'Since Inception' returns. 'Since Inception' (%) returns are compounded annualised, other % returns are simple annualised. 'Since inception' returns are calculated on ₹ 10 invested at inception. Standard benchmark is prescribed by SEBI and is used for comparison purposes. Returns on ₹ 10,000 are point-to-point returns for the specific time period, invested at the start of the period.

Fund Managed by GAURAV MEHROTRA

HSBC Emerging Markets Fund		Date of Inception : 17 Mar 08			
Scheme Name & Benchmarks	Apr '11 - Mar '12	Apr '10 - Mar '11	Apr '09 - Mar '10	Since Inception	
HSBC Emerging Markets Fund - Growth	-6.73%	11.30%	48.84%	-0.09%	
MSCI Emerging Market Index (Scheme Benchmark)	-12.12%	13.98%	73.97%	-0.08%	
S&P Nifty (Standard Benchmark)	-9.11%	10.27%	71.52%	4.10%	
₹ 10,000, if invested in HMEF, would have become	₹ 9,327	₹ 11,130	₹ 14,884	₹ 9,964	
₹ 10,000, if invested in MSCI Emerging Market Index, would have become	₹ 8,788	₹ 11,398	₹ 17,397	₹ 9,968	
₹ 10,000, if invested in S&P Nifty, would have become	₹ 9,089	₹ 11,027	₹ 17,152	₹ 11,760	

Past performance may or may not be sustained in the future. Refer note below.

Funds Managed by DHIRAJ SACHDEV

HSBC Progressive Themes Fund		Date of Inception : 23 Feb 06			
Scheme Name & Benchmarks	Apr '11 - Mar '12	Apr '10 - Mar '11	Apr '09 - Mar '10	Since Inception	
HSBC Progressive Themes Fund - Growth	-4.27%	-11.23%	54.49%	2.05%	
BSE 200 (Scheme Benchmark)	-9.52%	7.27%	89.60%	8.94%	
S&P Nifty (Standard Benchmark)	-9.11%	10.27%	71.52%	9.39%	
₹ 10,000, if invested in HPTF, would have become	₹ 9,573	₹ 8,877	₹ 15,449	₹ 11,321	
₹ 10,000, if invested in BSE 200, would have become	₹ 9,048	₹ 10,727	₹ 18,960	₹ 16,865	
₹ 10,000, if invested in S&P Nifty, would have become	₹ 9,089	₹ 11,027	₹ 17,152	₹ 17,294	

Past performance may or may not be sustained in the future. Refer note below.

HSBC Midcap Equity Fund		Date of Inception : 19 May 05			
Scheme Name & Benchmarks	Apr '11 - Mar '12	Apr '10 - Mar '11	Apr '09 - Mar '10	Since Inception	
HSBC Midcap Equity Fund - Growth	-8.49%	-10.38%	112.91%	9.26%	
BSE Midcap (Scheme Benchmark)	-9.12%	0.11%	125.98%	10.25%	
S&P Nifty (Standard Benchmark)	-9.11%	10.27%	71.52%	15.31%	
₹ 10,000, if invested in HMEF, would have become	₹ 9,151	₹ 8,962	₹ 21,291	₹ 18,371	
₹ 10,000, if invested in BSE Midcap, would have become	₹ 9,088	₹ 10,011	₹ 22,598	₹ 19,545	
₹ 10,000, if invested in S&P Nifty, would have become	₹ 9,089	₹ 11,027	₹ 17,152	₹ 26,599	

Past performance may or may not be sustained in the future. Refer note below.

HSBC Small Cap Fund		Date of Inception : 24 Mar 08			
Scheme Name & Benchmarks	Apr '11 - Mar '12	Apr '10 - Mar '11	Apr '09 - Mar '10	Since Inception	
HSBC Small Cap Fund - Growth	-18.34%	0.04%	119.84%	-2.44%	
BSE Small Cap (Scheme Benchmark)	-20.68%	-6.06%	154.42%	-1.17%	
S&P Nifty (Standard Benchmark)	-9.11%	10.27%	71.52%	3.51%	
₹ 10,000, if invested in HSCF, would have become	₹ 8,166	₹ 10,004	₹ 21,984	₹ 9,053	
₹ 10,000, if invested in BSE Smallcap, would have become	₹ 7,932	₹ 9,394	₹ 25,442	₹ 9,539	
₹ 10,000, if invested in S&P Nifty, would have become	₹ 9,089	₹ 11,027	₹ 17,152	₹ 11,487	

Past performance may or may not be sustained in the future. Refer note below.

Note : Data for the period 01 April - 31 March has been considered in all cases, except for 'Since Inception' returns. 'Since Inception' (%) returns are compounded annualised, other % returns are simple annualised. 'Since inception' returns are calculated on ₹ 10 invested at inception. Standard benchmark is prescribed by SEBI and is used for comparison purposes. Returns on ₹ 10,000 are point-to-point returns for the specific time period, invested at the start of the period.

COMPARATIVE PERFORMANCE OF DEBT SCHEMES

Funds Managed by - **SANJAY SHAH & RUCHIR PAREKH** (for Debt portion) & **ADITYA KHEMANI** (for Equity portion)

HSBC MIP - Regular Plan		Date of Inception : 24 Feb 04			
Scheme Name & Benchmarks	Apr '11 - Mar '12	Apr '10 - Mar '11	Apr '09 - Mar '10	Since Inception	
HSBC MIP - Regular Plan - Growth	5.53%	4.02%	15.23%	7.48%	
CRISIL MIP Blended Index (Scheme Benchmark)	5.24%	6.02%	14.25%	6.97%	
CRISIL 1 Year T-Bill Index (Standard Benchmark)	6.57%	3.84%	3.07%	5.05%	
CRISIL 10 Year Gilt Index (Standard Benchmark)	2.41%	4.59%	3.58%	4.02%	
₹ 10,000, if invested in HMIP - R, would have become	₹ 10,553	₹ 10,402	₹ 11,523	₹ 17,939	
₹ 10,000, if invested in CRISIL MIP Blended Index, would have become	₹ 10,524	₹ 10,602	₹ 11,425	₹ 17,254	
₹ 10,000, if invested in CRISIL 1 Year T-Bill Index, would have become	₹ 10,657	₹ 10,384	₹ 10,307	₹ 14,904	
₹ 10,000, if invested in CRISIL 10 Year Gilt Index, would have become	₹ 10,241	₹ 10,459	₹ 10,358	₹ 13,767	

Past performance may or may not be sustained in the future. Refer note below.

HSBC MIP - Savings Plan		Date of Inception : 24 Feb 04			
Scheme Name & Benchmarks	Apr '11 - Mar '12	Apr '10 - Mar '11	Apr '09 - Mar '10	Since Inception	
HSBC MIP - Savings Plan - Growth	5.49%	4.37%	22.38%	9.11%	
CRISIL MIP Blended Index (Scheme Benchmark)	5.24%	6.02%	14.25%	6.97%	
CRISIL 1 Year T-Bill Index (Standard Benchmark)	6.57%	3.84%	3.07%	5.05%	
CRISIL 10 Year Gilt Index (Standard Benchmark)	2.41%	4.59%	3.58%	4.02%	
₹ 10,000, if invested in HMIP - S, would have become	₹ 10,549	₹ 10,437	₹ 12,238	₹ 20,259	
₹ 10,000, if invested in CRISIL MIP Blended Index, would have become	₹ 10,524	₹ 10,602	₹ 11,425	₹ 17,254	
₹ 10,000, if invested in CRISIL 1 Year T-Bill Index, would have become	₹ 10,657	₹ 10,384	₹ 10,307	₹ 14,904	
₹ 10,000, if invested in CRISIL 10 Year Gilt Index, would have become	₹ 10,241	₹ 10,459	₹ 10,358	₹ 13,767	

Past performance may or may not be sustained in the future. Refer note below.

Funds Managed by - **SANJAY SHAH & RUCHIR PAREKH**

HSBC Flexi Debt Fund		Date of Inception : 05 Oct 07			
Scheme Name & Benchmarks	Apr '11 - Mar '12	Apr '10 - Mar '11	Apr '09 - Mar '10	Since Inception	
HSBC Flexi Debt Fund - Ret - Growth	9.14%	5.77%	6.90%	8.42%	
CRISIL Composite Bond Fund Index (Scheme Benchmark)	7.66%	5.04%	5.41%	6.44%	
CRISIL 10 Year Gilt Index (Standard Benchmark)	2.41%	4.59%	3.58%	5.70%	
₹ 10,000, if invested in HFDF, would have become	₹ 10,914	₹ 10,577	₹ 10,690	₹ 14,375	
₹ 10,000, if invested in CRISIL Composite Bond Fund Index, would have become	₹ 10,766	₹ 10,504	₹ 10,541	₹ 13,232	
₹ 10,000, if invested in CRISIL 10 Year Gilt Index, would have become	₹ 10,241	₹ 10,459	₹ 10,358	₹ 12,824	

Past performance may or may not be sustained in the future. Refer note below.

Funds Managed by **SANJAY SHAH & KEDAR KARNIK**

HSBC FRF - LTP - Regular Plan		Date of Inception : 16 Nov 04			
Scheme Name & Benchmarks	Apr '11 - Mar '12	Apr '10 - Mar '11	Apr '09 - Mar '10	Since Inception	
HSBC FRF - LTP - Regular Plan - Growth	8.63%	5.74%	4.52%	6.85%	
CRISIL Liquid Fund Index (Scheme Benchmark)	8.42%	6.20%	3.69%	6.46%	
CRISIL 1 Year T-Bill Index (Standard Benchmark)	6.57%	3.84%	3.07%	5.30%	
₹ 10,000, if invested in HFRF - LTP, would have become	₹ 10,863	₹ 10,574	₹ 10,452	₹ 16,302	
₹ 10,000, if invested in CRISIL Liquid Fund Index, would have become	₹ 10,842	₹ 10,620	₹ 10,369	₹ 15,860	
₹ 10,000, if invested in CRISIL 1 Year T-Bill Index, would have become	₹ 10,657	₹ 10,384	₹ 10,307	₹ 14,629	

Past performance may or may not be sustained in the future. Refer note below.

HSBC Ultra Short Term Bond Fund		Date of Inception : 17 Oct 06			
Scheme Name & Benchmarks	Apr '11 - Mar '12	Apr '10 - Mar '11	Apr '09 - Mar '10	Since Inception	
HSBC Ultra Short Term Bond Fund - Regular - Growth	7.34%	5.03%	3.74%	6.60%	
Customised Benchmark Index Fund (Scheme Benchmark)	8.40%	6.09%	3.76%	6.93%	
CRISIL 1 Year T-Bill Index (Standard Benchmark)	6.57%	3.84%	3.07%	5.32%	
₹ 10,000, if invested in HUSTBF, would have become	₹ 10,734	₹ 10,503	₹ 10,374	₹ 14,174	
₹ 10,000, if invested in Customised Benchmark Index, would have become	₹ 10,840	₹ 10,609	₹ 10,376	₹ 14,412	
₹ 10,000, if invested in CRISIL 1 Year T-Bill Index, would have become	₹ 10,657	₹ 10,384	₹ 10,307	₹ 13,270	

Past performance may or may not be sustained in the future. Refer note below.

Note : Data for the period 01 April - 31 March has been considered in all cases, except for 'Since Inception' returns. 'Since Inception' (%) returns are compounded annualised, other % returns are simple annualised. 'Since inception' returns are calculated on ₹ 10 invested at inception. Standard benchmark is prescribed by SEBI and is used for comparison purposes. Returns on ₹ 10,000 are point-to-point returns for the specific time period, invested at the start of the period.

Funds Managed by RUCHIR PAREKH & SANJAY SHAH

HSBC Income Fund - STP		Date of Inception : 10 Dec 02		
Scheme Name & Benchmarks	Apr '11 - Mar '12	Apr '10 - Mar '11	Apr '09 - Mar '10	Since Inception
HSBC Income Fund - STP - Reg - Growth	8.38%	5.85%	5.10%	6.47%
CRISIL Short Term Bond Fund Index (Scheme Benchmark)	8.26%	5.11%	5.88%	6.15%
CRISIL 1 Year T-Bill Index (Standard Benchmark)	6.57%	3.84%	3.07%	5.09%
₹ 10,000, if invested in HIF -ST, would have become	₹ 10,838	₹ 10,585	₹ 10,510	₹ 17,929
₹ 10,000, if invested in CRISIL Short Term Bond Fund Index, would have become	₹ 10,826	₹ 10,511	₹ 10,588	₹ 17,427
₹ 10,000, if invested in CRISIL 1 Year T-Bill Index, would have become	₹ 10,657	₹ 10,384	₹ 10,307	₹ 15,876

Past performance may or may not be sustained in the future. Refer note below.

HSBC Income Fund - Investment Plan		Date of Inception : 10 Dec 02		
Scheme Name & Benchmarks	Apr '11 - Mar '12	Apr '10 - Mar '11	Apr '09 - Mar '10	Since Inception
HSBC Income Fund - Investment Plan - Reg - Growth	8.84%	5.57%	7.39%	6.72%
CRISIL Composite Bond Fund Index (Scheme Benchmark)	7.66%	5.04%	5.41%	5.50%
CRISIL 10 Year Gilt Index (Standard Benchmark)	2.41%	4.59%	3.58%	5.05%
₹ 10,000, if invested in HIF - IP, would have become	₹ 10,884	₹ 10,557	₹ 10,739	₹ 18,314
₹ 10,000, if invested in CRISIL Composite Bond Fund Index, would have become	₹ 10,766	₹ 10,504	₹ 10,541	₹ 16,454
₹ 10,000, if invested in CRISIL 10 Year Gilt Index, would have become	₹ 10,241	₹ 10,459	₹ 10,358	₹ 15,818

Past performance may or may not be sustained in the future. Refer note below.

Fund Managed by SANJAY SHAH

HSBC Gilt Fund		Date of Inception : 05 Dec 03		
Scheme Name & Benchmarks	Apr '11 - Mar '12	Apr '10 - Mar '11	Apr '09 - Mar '10	Since Inception
HSBC Gilt Fund - Growth	8.18%	7.81%	7.57%	3.69%
I-Sec Composite Bond Fund Index (Scheme Benchmark)	6.77%	6.38%	4.42%	6.20%
CRISIL 10 Year Gilt Index (Standard Benchmark)	2.41%	4.59%	3.58%	4.02%
₹ 10,000, if invested in HGF, would have become	₹ 10,818	₹ 10,781	₹ 10,757	₹ 13,515
₹ 10,000, if invested in I-Sec Composite Bond Fund Index, would have become	₹ 10,677	₹ 10,638	₹ 10,442	₹ 16,495
₹ 10,000, if invested in CRISIL 10 Year Gilt Index, would have become	₹ 10,241	₹ 10,459	₹ 10,358	₹ 13,880

Past performance may or may not be sustained in the future. Refer note below.

Fund Managed by RUCHIR PAREKH & KEDAR KARNIK

HSBC Cash Fund		Date of Inception : 04 Dec 02					
Scheme Name & Benchmarks	Last 7 Days as on 30 March 2012	Last 15 Days as on 30 March 2012	Last 30 Days as on 30 March 2012	Apr '11 - Mar '12	Apr '10 - Mar '11	Apr '09 - Mar '10	Since Inception
HSBC Cash Fund - Growth	8.74%	8.58%	8.46%	8.02%	5.42%	2.15%	5.82%
CRISIL Liquid Fund Index (Scheme Benchmark)	9.75%	9.78%	9.56%	8.42%	6.20%	3.69%	5.99%
CRISIL 91 Day T-Bill Index (Standard Benchmark)	9.02%	8.86%	9.00%	6.94%	4.23%	2.81%	5.05%
₹ 10,000, if invested in HCF, would have become	₹ 10,874	₹ 10,858	₹ 10,846	₹ 10,802	₹ 10,542	₹ 10,215	₹ 16,954
₹ 10,000, if invested in CRISIL Liquid Fund Index, would have become	₹ 10,975	₹ 10,978	₹ 10,956	₹ 10,842	₹ 10,620	₹ 10,369	₹ 17,205
₹ 10,000, if invested in CRISIL 91 Day T-Bill Index, would have become	₹ 10,902	₹ 10,886	₹ 10,900	₹ 10,694	₹ 10,423	₹ 10,281	₹ 15,837

Past performance may or may not be sustained in the future. Refer note below.

Note : Data for the period 01 April - 31 March has been considered in all cases, except for 'Since Inception' returns. 'Since Inception' (%) returns are compounded annualised, other % returns are simple annualised. 'Since inception' returns are calculated on ₹ 10 invested at inception. Standard benchmark is prescribed by SEBI and is used for comparison purposes. Returns on ₹ 10,000 are point-to-point returns for the specific time period, invested at the start of the period.

COMMON FEATURES FOR ALL SCHEMES

Daily Net Asset Value (NAV) Publication

The NAV will be declared on all Business Days and will be published in two newspapers. The NAVs can also be viewed on www.assetmanagement.hsbc.com/in and www.amfiindia.com (You can also telephone us at 1800-200-2434).

For Investor Grievances please contact

Registrar : Computer Age Management Services Private Limited (CAMS),
Unit: HSBC Mutual Fund
514A, Sathy Main Road, Lakshmiapuram,
Coimbatore - 614 006.

Mutual Fund : Rheitu Bansal
HSBC Asset Management (India) Private Limited,
16, Veer Nariman Road, Fort, Mumbai 400 001.
Tel.: 1800-200-2434. Fax : 40029600. E-mail : hsbcmf@hsbc.co.in

Unitholders' Information

Account Statements

- (i) On acceptance of the application for subscription, an allotment confirmation specifying the number of units allotted will be sent to the Unit holders' by way of email and/or SMS to the registered e-mail address and/or mobile number, within 5 Business Days from the date of closure of the initial subscription list and/or from the date of receipt of the request from the Unit holders'.
- (ii) Thereafter, a Consolidated Account Statement (CAS) for each calendar month shall be sent by email on or before 10th of the succeeding month to those Unit holder(s) in whose folio(s) transaction (s) has/have taken place during the month.

In the event that the registered email address of the Unit holder is not available with the Fund, the CAS will be sent as a physical statement. In such cases, an allotment confirmation as mentioned in (i) above cannot be sent and the CAS sent for the month will reflect the allotments effected during the month.
- (iii) The statement of holding of the beneficiary account holder for units held in demat will be sent by the respective DPs periodically. Unit holders holding Units in physical mode and intending to get their Units dematerialized may submit the Demat Request Form (DRF) to the DP. Unit holder will be required to fill in a DRF along with the relevant details and submit the same to the Registrar alongwith the account statement to be dematerialized. The sequence of names in the account statement must be same as that in the demat account.
- (iv) The CAS shall not be received by those Unit holders whose folio(s) are not updated with PAN details.
- (v) Further, the CAS detailing the holdings across schemes of all mutual funds at the end of every six months (i.e. September/ March), shall be sent by e-mail on or before 10th day of succeeding month, to all such Unit holders in whose folios no transaction has taken place during that period. The half yearly consolidated account statement will be sent by e-mail to the Unit holders whose e-mail address is available, unless the registered email address of the Unit holder is not available with the Fund.

For more details, please refer the Combined Scheme Information Document (SID) and Statement of Additional Information (SAI).

Annual Financial Results

A schemewise Annual Report of the Fund or an abridged summary thereof shall be mailed to all Unitholders as soon as may be but not later than 4 months from the date of closure of the relevant accounting year (i.e. 31st March of each year). The abridged / Full schemewise Annual Report shall contain such details as are required under the Regulations / Circular issued thereafter. A full copy of the schemewise / abridged annual report shall be made available for inspection at the Head Office of the Fund and a copy shall be made available to the Unitholders on request, on payment of nominal fees if any. These results shall also be displayed on the website of the Mutual Fund and Association of Mutual Funds in India (AMFI). Full Annual Report shall be disclosed on our website, www.assetmanagement.hsbc.com/in.

The Fund shall, from the financial year 2011-12 onwards, send the Schemewise annual report/abridged summary thereof as under:

- (i) By e-mail, to those unit holders' whose e-mail address is available with the Fund;
- (ii) In physical form, to those unit holders' whose email address is not available with the Fund and/or to those unit holders' who have specifically opted/ requested for physical report.

Unit holders are therefore requested to update their email address with the Fund to receive annual reports through email.

Half yearly financial results and portfolio disclosure

As presently required by the SEBI Regulations, the Fund shall before the expiry of 1 month from the close of each half year, that is as on 31 March and 30 September, publish its unaudited financial results and complete statement of the Scheme's portfolios, in one English daily newspaper circulating in the whole of India and in a newspaper published in the language of the region where the Head Office of the Fund is situated and update the same on the Fund's website at www.assetmanagement.hsbc.com/in and on AMFI's website at www.amfiindia.com, in the formats as prescribed by SEBI.

Important Information for Ongoing Subscriptions

HSBC Midcap Equity Fund

The Trustees / AMC reserve the right to temporarily suspend subscriptions, switches into the Scheme, if the assets under management of the Scheme exceeds Rs. 700 crores. However, as it may not be possible to ensure that the assets under management does not exceed Rs. 700 crores at the point of time of subscription, any excess amounts collected in the Scheme would be retained until the suspension of subscriptions, switches into the Scheme takes effect. The suspension will be for a minimum period of 1 month or until the assets under management fall below Rs. 700 crores, due to redemptions, market forces or for any other reason, whichever is later. The suspension will not however affect Dividend reinvestment options, Systematic Investment Plans, Systematic Transfer Plans or other standing instructions which have been entered into by the investors at any time prior to the date from which the suspension takes effect. The Trustees / AMC also reserve the right to review the amount, frequency and methodology by which the suspension of further sale of units will be enforced. All decisions of the Trustees / AMC will take effect prospectively and be communicated to the investors from time to time by arranging to display a notice in the Investor Service Centres and issuing advertisements in 2 newspapers, at least 1 day prior to the decision taking effect. All decisions of the Trustees / AMC will be made in the interest of the investors and will be subject to the SEBI Regulations.

HSBC Small Cap Fund

The maximum subscription that can be mobilized in the Scheme will be Rs. 500 crore. Once the maximum subscription amount is mobilized in the Scheme, fresh subscriptions into the Scheme will be suspended till further notice and a communication in this regard will be made to investors.

HSBC Emerging Markets Fund

The Trustees/ AMC reserve the right to temporarily suspend subscriptions, switches including SIP / STP into Schemes, if the asset under management of the Scheme exceed the maximum permissible limit as mentioned under the heading on "Policy on Offshore Investments by the Scheme(s) and the Plan(s) thereunder" of this Combined Scheme Information Document.

HSBC Brazil Fund

The AMC/Trustee reserves the right to temporarily suspend subscriptions in/ switches into the Scheme or subsequent instalments of HSBC SIP / HSBC STP will be stopped from the month in which the subscriptions exceed the maximum permissible limits prescribed by SEBI for overseas investments as mentioned under the heading on "Policy on Offshore Investments by the Scheme" in the SID (currently the limit for all the schemes of HSBC Mutual Fund put together is equivalent to US \$ 300 mn).

Scheme Specific Risk Factors

Risk factors associated with investing in Equity or Equity related Securities

● Equity instruments by nature are volatile and prone to price fluctuations on a daily basis due to both macro and micro factors. ● Trading volumes, settlement periods and transfer procedures may restrict the liquidity of these investments. Different segments of financial markets have different settlement periods and such periods may be extended significantly by unforeseen circumstances. The inability of the Scheme(s) to make intended securities' purchases due to settlement problems could cause the Scheme(s) to miss certain investment opportunities. In the view of the Fund Manager, investing in Mid and Small Cap stocks are riskier than investing in Large Cap Stocks. ● To the extent the assets of the scheme are invested in overseas financial assets, there may be risks associated with currency movements, exchange controls, settlements, restrictions on repatriation and transaction procedures in overseas market. ● The Scheme(s) at times may receive large number of redemption requests which may have an adverse impact on the performance of the Scheme(s) and may also affect all the unit holders as the fund manager needs to liquidate securities to meet the redemptions post which the portfolio is likely to be less liquid.

Applicable only for HUOF: Investing in stocks of companies in 'Out of Ordinary Conditions', Mid and Small Cap stocks are riskier than investing in Large Cap Stocks. ● The volumes of trading of the stocks of companies in 'Out of Ordinary Conditions' could be lower than that of large, mid & small cap stocks. The liquidity of investments made in the Scheme may be restricted due to the same. Since the Scheme would invest in stocks of companies in 'Out of Ordinary Conditions', it might under perform the benchmark. ● The Scheme seeks to generate returns out of stocks of companies in 'Out of Ordinary Conditions' that are likely to outperform in the future. This may or may not happen.

Applicable only for HMEF: ● Medium capitalisation stocks have the potential to experience greater volatility and may be less liquid than larger capitalisation stocks. Thus, relative to larger, more liquid stocks, investing in medium capitalization stocks, involves potentially greater volatility and risk. The biggest risk of equity investing is that returns can fluctuate and investors can lose money. ● The Scheme seeks to generate returns by investing in stocks of Medium Cap Companies that have strong or improving fundamentals, high growth potential or are under-priced relative to their intrinsic value. This may or may not happen. However, as with all equity investing, there is the risk that a company will not achieve its expected earnings results, or that an unexpected change in the market or within the company will occur, both of which may adversely affect investment results.

Applicable only for HSCF: ● Historically, small capitalisation stocks have experienced greater volatility than other equity asset classes, and they may be less liquid than larger capitalisation stocks. Thus, relative

to larger, more liquid stocks, investing in small capitalization stocks, involves potentially greater volatility and risk. The biggest risk of equity investing is that returns can fluctuate and investors can lose money.

- The Scheme seeks to generate returns by investing in stocks of Small Cap Companies that have strong or improving fundamentals, high growth potential or are under-priced relative to their intrinsic value. This may or may not happen. However, as with all equity investing, there is the risk that a company will not achieve its expected earnings results, or that an unexpected change in the market or within the company will occur, both of which may adversely affect investment results.

Applicable only for HBF (Underlying Scheme - HGIF Brazil Equity Fund):

- **Market Risk:** The underlying scheme's investments are subject to the risks inherent in all investments in securities i.e. the value of holdings may fall as well as rise.
- **Currency Risk:** As the underlying scheme will invest in securities which are denominated in foreign currencies (e.g. US Dollars), fluctuations in the exchange rates of these foreign currencies or any change in exchange control guidelines may have an impact on the income and value of the scheme.
- **Hedging Risk:** The investment manager to the underlying scheme is permitted, but not obliged, to use hedging techniques to attempt to offset market and currency risks. There is no guarantee that hedging techniques will achieve the desired result.
- **Country Risk:** The portfolio shall be exposed to the political, economic and social risks with respect to Brazil.
- **Liquidity Risk:** Investments can be negatively impacted by low liquidity, poor transparency and greater financial risks.
- **Legal, Tax and Regulatory Risk:** The underlying scheme could be exposed to changes (including retrospective) in legal, tax and regulatory regime which may adversely affect it and the investors.
- **Settlement Risks:** The scheme will be exposed to settlement risk, as Brazil may have different settlement periods and the procedures may be different.
- **Emerging Market Risk:** Economies in Emerging Markets like Brazil generally are heavily dependent upon international trade and, accordingly, have been and may continue to be affected adversely by trade barriers, exchange controls, managed adjustments in relative currency values and other protectionist measures imposed or negotiated by the countries with which they trade.
- **Sector Concentration Risk:** The portfolio may have a high concentration in natural resources sector. Because these investments are limited to narrow segment of the economy, the performance of the scheme could be sensitive to movements in these sectors.

Risk factors associated with investing in Fixed Income Securities

Subject to the stated investment objective, the Scheme(s) propose to invest in debt and related instruments.

- **Price-Risk or Interest Rate Risk:** As with all debt securities, changes in interest rates may affect the NAV of the Scheme(s) as the prices of securities increase as interest rates decline and decrease as interest rates rise. Prices of long-term securities generally fluctuate more in response to interest rate changes than do short-term securities. Indian debt markets can be volatile leading to the possibility of price movements up or down in fixed income securities and thereby to possible movements in the NAV.

In the case of floating rate instruments, an additional risk could be due to the change in the spreads of floating rate instruments. If the spreads on floating rate papers rise, then there could be a price loss on these instruments. Secondly in the case of fixed rate instruments that have been swapped for floating rates, any adverse movement in the fixed rate yields vis-à-vis swap rates could result in losses. However, floating rate debt instruments which have periodical interest rate reset, carry a lower interest rate risk as compared to fixed rate debt instruments. In a falling interest rate scenario the returns on floating rate debt instruments may not be better than those on fixed rate debt instruments.

- **Liquidity or Marketability Risk:** This refers to the ease with which a security can be sold at or near to its valuation yield-to-maturity (YTM). The primary measure of liquidity risk is the spread between the bid price and the offer price quoted by a dealer. Liquidity risk is today characteristic of the Indian fixed income market.
- **Credit Risk:** Credit risk or default risk refers to the risk that an issuer of a fixed income security may default (i.e. will be unable to make timely principal and interest payments on the security). Because of this risk, corporate debentures are sold at a yield above those offered on Government Securities, which are sovereign obligations. Normally, the value of a fixed income security will fluctuate depending upon the changes in the perceived level of credit risk as well as any actual event of default. The greater the credit risk, the greater the yield required for someone to be compensated for the increased risk.
- **Reinvestment Risk:** This risk refers to the interest rate levels at which cash flows received from the securities in the Scheme(s) are reinvested. The additional income from reinvestment is the "interest on interest" component. The risk is that the rate at which interim cash flows can be reinvested may be lower than that originally assumed.
- **Duration Risk:** Duration is a risk measure used to measure the bond / security price changes to potential changes in interest rates. Duration of portfolio x the expected changes in rates = the expected value change in the portfolio. Duration is more scientific measure of risk compare to average maturity of the portfolio. The higher the duration of the portfolio, the greater the changes in value (i.e. higher risk) to movement in interest rates. Modified duration is the duration of a bond / security given its current yield to maturity, put/ call feature, and an expected level of future interest rates.
- **Benchmark Risk:** The floating rate segment of the domestic debt market is not very developed. Currently, majority of the issuance of floating rate papers is linked to NSE MIBOR. As the floating rate segment develops further, more benchmark rates for floating papers may be available in future. The fewer number of benchmark rates could result in limited diversification of the benchmark risk.

Different types of securities in which the scheme(s) would invest as given in the Combined Scheme Information Document carry different levels and types of risk. Accordingly the scheme's risk may increase or decrease depending upon

its investment pattern. E.g. corporate bonds carry a higher amount of risk than Government Securities. Further even among corporate bonds, bonds which are AAA rated are comparatively less risky than bonds which are AA rated.

- **Prepayment Risk:** The risk associated with the early unscheduled return of principal on a fixed-income security. The early unscheduled return of principal may result in reinvestment risk.
- **Short Selling Risk:** The risk associated with upward movement in market price of security sold short may result in loss. The losses on short position may be unlimited as there is no upper limit on rise in price of a security.

Risks associated with Investing in Foreign Securities

- Since the Scheme(s) would invest only partially in foreign securities, there may not be readily available and widely accepted benchmarks to measure performance of the Scheme(s).
- To manage risks associated with foreign currency and interest rate exposure, the Fund may use derivatives for efficient portfolio management including hedging and in accordance with conditions as may be stipulated by SEBI / RBI from time to time. Offshore investments will be made subject to any / all approvals, conditions thereof as may be stipulated by SEBI/RBI. The Fund may, where necessary, appoint other intermediaries of repute as advisors, custodian/sub-custodians etc. for managing and administering such investments. The fees and expenses would illustratively include, besides the investment management fees, custody fees and costs, fees of appointed advisors and sub-managers, transaction costs and overseas regulatory costs. To the extent that the assets of the Scheme(s) will be invested in foreign securities denominated in foreign currencies, the Indian Rupee equivalent of the net assets, distributions and income may be adversely affected by changes in the value of certain foreign currencies relative to the Indian Rupee. The repatriation of capital to India may also be hampered by changes in regulations concerning exchange controls or political circumstances as well as the application to it of other restrictions on investment.

Risks associated with Investing in Derivatives

- The Fund may use derivative instruments like stock index futures, option on stocks, stock indices, interest rate swaps, forward rate agreements or other derivative instruments as permitted under the Regulations and guidelines. As and when the Scheme(s) trade in the derivatives market there are risk factors and issues concerning the use of derivatives that investors should understand. Derivative products are specialised instruments that require investment techniques and risk analyses different from those associated with stocks and bonds. The use of a derivative requires an understanding not only of the underlying instrument but also of the derivative itself. There is the possibility that a loss may be sustained by the portfolio as a result of the failure of another party (usually referred to as the "counter party") to comply with the terms of the derivatives contract. Other risks in using derivatives include the risk of mispricing or improper valuation of derivatives and the inability of derivatives to correlate perfectly with underlying assets, rates and indices. Also, the market for derivative instruments is nascent in India and so liquidity risk is also pretty high. Derivative products are leveraged instruments and can provide disproportionate gains as well as disproportionate losses to the investor. Execution of such strategies depends upon the ability of the fund manager to identify such opportunities. Identification and execution of the strategies to be pursued by the fund manager involve uncertainty and decision of fund manager(s) may not always be profitable. No assurance can be given that the fund manager(s) will be able to identify or execute such strategies. The risks associated with the use of derivatives are different from or possibly greater than, the risks associated with investing directly in securities and other traditional investments.

Risks associated with Investing in Securitised Debt

Securitised Debt: Securitised debt papers carry credit risk of the Obligors and are dependent on the servicing of the PTC / Contributions etc. However these are offset suitably by appropriate pool selection as well as credit enhancements specified by Rating Agencies. In cases where the underlying facilities are linked to benchmark rates, the securitised debt papers may be adversely impacted by adverse movements in benchmark rates. However this risk is mitigated to an extent by appropriate credit enhancement specified by rating agencies. Securitised debt papers also carry the risks of prepayment by the obligors. In case of prepayments of securities debt papers, it may result in reduced actual duration as compared to the expected duration of the paper at the time of purchase, which may adversely impact the portfolio yield. These papers also carry risk associated with the collection agent who is responsible for collection of receivables and depositing them. The underlying assets in the case of investment in securitised debt could be mortgages or other assets like credit card receivables, automobile / vehicle / personal / commercial / corporate loans and any other receivables / loans / debt.

The risks associated with the underlying assets can be described as under

Credit card receivables are unsecured. Automobile / vehicle loan receivables are usually secured by the underlying automobile / vehicle and sometimes by a guarantor. Mortgages are secured by the underlying property. Personal loans are usually unsecured. Corporate loans could be unsecured or secured by a charge on fixed assets / receivables of the company or a letter of comfort from the parent company or a guarantee from a bank / financial institution. As a rule of thumb, underlying assets which are secured by a physical asset / guarantor are perceived to be less risky than those which are unsecured. By virtue of this, the risk and therefore the yield in descending order of magnitude would be credit card receivables, personal loans, vehicle / automobile loans, mortgages and corporate loans assuming the same rating.

Swing Pricing Risk

There are trading and associated transaction costs involved when there are significant inflows into or significant outflows from the underlying scheme. The dealing charges incurred as a result of such significant flows fall not only

on those investors who have just transacted but on all the investors in the underlying scheme thereby diluting the value of their existing shareholders' holding. Introduction of Swing Pricing aims to protect the interest of the existing investors from some of the performance dilution that they may suffer as a result of significant inflows and outflows from the underlying scheme. It is a process whereby the NAV of the underlying scheme is swung or adjusted when a predetermined net capital activity threshold (or swing threshold) is exceeded. Thus, if Net subscriptions (Total subscriptions – Total redemptions) are above the swing threshold, the NAV per share is swung up by the swing factor. Conversely, if Net redemptions (Total redemptions – Total subscriptions) are above the swing threshold, the NAV per share is swung down by the swing factor. The swing threshold has been set at a level by the underlying scheme which it believes best manages the objective of protecting their existing shareholders from NAV dilution by capturing a significant percentage of the gross amount of deals on any fund whilst maintaining a reasonable level of fund volatility by not swinging the NAV all the time.

Risks associated with Securities Lending

Securities Lending: The risks in lending portfolio securities, as with other extensions of credit, consist of the failure of another party, in this case the approved intermediary, to comply with the terms of agreement entered into between the lender of securities i.e. the Scheme(s) and the approved intermediary.

Load Structure

Entry Load

In accordance with the requirements specified by the SEBI circular no. SEBI/IMD/CIR No. 4/168230/09 dated June 30, 2009, no entry load will be charged for purchase / additional purchase / switch-in accepted by the Fund with effect from August 1, 2009. Similarly, no entry load will be charged with respect to applications for registrations under HSBC Systematic Investment Plan / HSBC Systematic Transfer Plan accepted by the Fund with effect from August 1,

2009. The upfront commission on investment made by the investor, if any, shall be paid to the ARN Holder (AMFI registered Distributor) directly by the investor, based on the investor's assessment of various factors including service rendered by the ARN Holder.

Exit Load / Contingent deferred Sales Charge ('CDSC')

With effect from August 1, 2009, exit load / CDSC (if any) up to 1% of the redemption value charged to the unit holder by the Fund on redemption of units shall be retained by each of the schemes in a separate account and will be utilized for payment of commissions to the ARN Holder and to meet other marketing and selling expenses. Any amount in excess of 1% of the redemption value charged to the unit holder as exit load / CDSC shall be credited to the respective Scheme immediately.

Pursuant to SEBI circular no. SEBI / IMD / CIR No. 6 /172445/ 2009 dated August 7, 2009 and SEBI circular no. SEBI / IMD / CIR No. 7 /173650 / 2009 dated August 17, 2009, in order to have parity among all classes of unit holders, no distinction among unit holders shall be made based on the amount of subscription while charging Exit Load and further such parity shall be made applicable at the portfolio level respectively.

Tax Benefits of Investing in the Mutual Fund

Investors are advised to refer to the Section on "Taxation on investing in Mutual Funds" in the Statement of Additional Information and also is advised to consult with his or her own tax consultant with respect to the specific tax implications arising out of their participation in the scheme(s).

Notwithstanding anything contained in the SAI, Combined Scheme Information Document and Common Key Information Memorandum of the Scheme(s) the provisions of SEBI (Mutual Funds) Regulations, 1996 and Guidelines thereunder shall be applicable. Investors can also obtain further changes after the date of this Common Key Information Memorandum from the Mutual Fund / Investor Service Centres or distributors.

Important Instructions

- 1) Please refer to the Combined SID, SAI and the Common KIM carefully before filling the Application Form.
- 2) Please refer the sections on "Who can invest" and "Who cannot invest" for a list of eligible investors in the combined SID. Applications from investors resident in USA or Canada will not be accepted.
- 3) All applicants are deemed to have accepted the terms subject to which this offer is being made and bind themselves to the terms upon signing the Application Form and tendering the payment.
- 4) Investors are requested to use the services of AMFI certified Distributors empanelled with the AMC. The AMC shall not be liable to an Investor, with respect to investments made through non-empanelled Distributors. If the investor wishes to invest directly, i.e. without involving the services of any agent or broker, "DIRECT" should be mentioned in the space provided for "ARN Number" in the Application Form/Transaction Form. Any subsequent change/update/removal of broker code will be based on the written request from the Unit holder and will be on a prospective basis only from the date when the Registrar executes such written instruction.
- 5) **Applications under Power of Attorney / Body Corporate / Registered Society / Trust / Partnership**
The original Power of Attorney or a duly notarised copy of the Power of Attorney shall be required to be submitted where applications are made under a Power of Attorney.
A company, body corporate, eligible institutions, registered society, trusts, partnership or other eligible non-individuals who apply in the schemes should furnish a certified copy of resolution or authority to make the application as the case may be and a certified copy of the Memorandum and Articles of Association and / or bye-laws and / or Trust Deed and / or Partnership Deed and certificate of registration or any other document as the case may be. In case of a Trust / Fund, it shall submit a certified true copy of the resolution from the Trustee(s) authorising such purchases. The officials should sign the application under their official designation and furnish a list of authorised signatories. All communications and payments shall be made to the First Applicant only.
- 6) **PAN Details (PAN Mandatory for all investments)**
As per Securities and Exchange Board of India (SEBI) Circular dated 27 April, 2007 and letter dated 25 June, 2007, Permanent Account Number (PAN) has been made the sole identification number for all participants investing in the securities market, irrespective of the amount of investment. With effect from 1 January, 2008, for all applicable transactions, investors will need to mention their PAN number on Application Form / Transaction Form. The PAN requirements will be applicable to all joint applicants as well as the Guardian, in case of applications by a Minor. As per SEBI circular no. MRD/DoP/MF Cir - 08/2008 dated April 3, 2008 investors residing in the state of Sikkim are exempted from the mandatory requirement of PAN for their investments in Mutual Funds. However, this would be subject to verification of the veracity of the claim of the investors that they are residents of Sikkim, by collecting sufficient documentary evidence. Accordingly, submission of Form 49A and/ or declaration in Form 60/61 will not be accepted.
- 7) **For MICRO SIP please refer to instruction for filling of the Application Form on Page No. 19.**

8) Know Your Customer (KYC)

Units held in account statement (non-demat) form : KYC is mandatory under the Prevention of Money Laundering Act, 2002 for all investors irrespective of the amount of investment (including Switch, Systematic Investment Plan/Systematic Transfer Plan registered). SEBI vide circular number MIRSD/SE/Cir-21/2011 dated October 05, 2011 issued guidelines for uniform KYC requirements for investors while opening accounts with any intermediary in the securities market w.e.f January 01, 2012. In order to bring this into effect, SEBI has appointed KYC Registration Agency (KRA) who will act as a central authority to maintain records of KYC compliant investors in the securities market. This is in order to avoid duplication of KYC process with every intermediary. As a result, once the client has done KYC with a SEBI registered intermediary, he/she need not undergo the same process again with another intermediary.

An investor can fulfill the new KYC requirements by filling up the prescribed form and submitting the same along with the other requisite details / proof (attested true copies of supporting documents relating to proof of identity and address or verification with the original) and submit along with the investment application, if not already KYC compliant. Stand alone KYC requests shall not be accepted by the AMC/RTA of AMC. Fresh KYC requests received in the old KYC form will be subject to rejection. Any subsequent change to Address, Pin Code, Country, Nationality, Occupation, Income details, Date of Birth, Proof of Identity recorded with the intermediary and further registered with KRA will overwrite the records maintained with the AMC. The AMC/RTA of AMC reserves the right to refund the amount invested or reject transaction requests in case of any discrepancy noted in the information provided in the application.

Introduction of in Person Verification (IPV) : SEBI has vide the circular number MIRSD/ Cir-26/2011 dated December 23, 2011 has mandated IPV for all new clients. The IPV carried out by one SEBI registered intermediary can be relied upon by another intermediary. It is also stated that, In case of Mutual Funds, the Asset Management Companies (AMCs) and the distributors who comply with the certification process of National Institute of Securities Market (NISM) or Association of Mutual Funds (AMFI) and have undergone the process of 'Know Your Distributor (KYD)', can perform the IPV. However, in case of applications received by the mutual funds directly from the clients (i.e. not through any distributor), the AMCs may also rely upon the IPV performed by the scheduled commercial banks.

9) Third Party Payments

- a) Third party payments (i.e. where payment is made from a source other than that of the first holder) will not be accepted by the Fund, except if made under the following exceptional categories, namely i) as gift by parents/grandparents/related persons in favour of minor, not exceeding Rs. 50,000/-, ii) employer on behalf of employee as payroll deductions for SIP/ Lumpsum investments, iii) Custodian on behalf of FII/client and iv) Payment by Asset Management Company (AMC) to a Distributor empanelled with it on account of commission/incentive etc. in the form of the Mutual Fund Units of the Funds managed by the AMC through Systematic Investment Plans or Lumpsum Investment (w.e.f January 16, 2012) . In such cases, KYC acknowledgement along with additional declarations will have to be submitted along with the application form, failing which the application will be rejected. Such declaration to be submitted in original & in the prescribed standard format and unique across each lumpsum investment.

(Declaration formats can be obtained from ISCs or downloaded from the Fund's website.)

- b) In case of payment from a joint bank account, first holder in the folio has to be one of the joint holders of the bank account from which the payment is made. Hence, joint holders may pre-register their bank accounts (single/multiple) with the AMC/RTA, by completing the Multiple Bank Account Registration Form, if they intend to make payment on behalf of other joint holder(s) in the folio. In such cases the application will be accepted and not treated as a third party payment.
- c) Where the payment instrument does not mention the bank account holders name/s, investor should attach bank pass book copy/bank statement/bank letter to substantiate that the first unit holder is one of the joint holders of the bank account. Where a payment is through a pre-funded instrument, a bank certification of the bank account no. and account holders name should be attached, in the required format. Pre-funded instrument issued against cash shall not be accepted for investments of Rs. 50,000 or more. For RTGS/NEFT/online bank transfer etc., a copy of the instruction to the bank stating the account number debited must accompany the purchase application.
- d) The AMC reserves the right to reject the application, post acceptance of the same, if any of the requisite documents/declarations are unavailable or incomplete, in which case the AMC shall refund the subscription money. No interest will be payable on the subscription money refunded. Refund orders will be marked "A/c. payee only" and will be in favour of and be despatched to the Sole / First Applicant, by courier/speed post/registered post.
- 10) Subject to the SEBI (MF) Regulations, any application for Units may be accepted or rejected in the sole and absolute discretion of the Trustee. The Trustee may inter alia reject any application for the purchase of Units if the application is invalid or incomplete or if the Trustee for any other reason does not believe that it would be in the best interest of the Scheme or its Unit holders to accept such an application.

11) NRIs, Persons of Indian Origin, FIIs

The Foreign Exchange Management (Transfer or Issue of Security by a Person Resident Outside India) Regulations, 2000 (the "FEMA Regulations") permit a NRI/ POI to purchase on repatriation or non-repatriation basis, without limit, units of domestic mutual funds. Payment for such units must be made either by cheque or demand draft by means of: (i) inward remittance through normal banking channels; or (ii) out of funds held in the NRE / FCNR account, in the case of purchases on a repatriation basis or out of funds held in the NRE / FCNR/ NRO account, in the case of purchases on a non-repatriation basis.

Investments by NRIs / FIIs shall be in accordance with the prevailing laws governing such investments.

Payment by the FII must be made either by inward remittance through normal banking channels or out of funds held in foreign currency account or non resident rupee account maintained by the FII with a designated branch of an authorised dealer in terms of paragraph 2 of Schedule 2 to the FEMA Regulations.

12) Nomination Details

Applicants applying for Units singly / jointly can also make the nomination at the time of initial investment. Investors are advised to consider availing nomination facility in their own interest.

- a) The nomination can be made only by individuals applying for / holding units on their own behalf singly or jointly. Non-individuals including society, trust, body corporate, partnership firm, Karta of Hindu Undivided Family, holder of Power of Attorney cannot nominate.
- b) Where a folio has joint holders, all joint holders should sign the request for nomination/cancellation of nomination, even if the mode of holding is not "joint". Nomination form cannot be signed by Power of attorney (PoA) holders.
- c) There can be no nomination in a folio held in the name of minor.
- d) The investors/Unitholders are requested to note that a maximum of three nominees can be registered for a Folio. In case of multiple nominees, the 'Share / Ratio' of nomination has to be clearly specified in the nomination form / request letter. If the 'Share / Ratio' of nomination is not explicitly stated, then the nomination shall be treated at 'Equal Share/Ratio'.
- e) A minor can be nominated and in that event, the name, address and PAN of the Guardian of the minor nominee (in case the minor does not have PAN) shall be provided by the Unitholder.
- f) The Nominee shall not be a trust, (other than a religious or charitable trust) society, body corporate, partnership firm, Karta of Hindu Undivided Family or a Power of Attorney holder. A non-resident Indian can be a Nominee subject to the exchange controls in force, from time to time. However, a resident of USA/Canada can not be a Nominee. Nomination can also be made in favour of the Central Government, State Government, Local Authority, any person designated by virtue of his office or a religious or charitable trust.
- g) Nomination in respect of the Units stands rescinded upon the transmission of Units.
- h) Transmission of Units in favour of a Nominee shall be valid discharge by the AMC/ Mutual Fund / Trustees against the legal heir.
- i) The cancellation of nomination can be made only by those individuals who hold Units on their own behalf singly or jointly and who made the original nomination.
- j) On cancellation of the nomination, the nomination shall stand rescinded and the AMC / Mutual Fund / Trustees shall not be under any obligation to transmit the Units in favour of the Nominee.
- k) The rights in the units will rest in the Nominee(s) only upon death of all Unitholders.
- l) Every new nomination for a folio/account will overwrite the existing nomination.
- m) Nomination shall be mandatory for new folios/accounts opened by individual especially with sole holding and no new folios/accounts for individuals in single holding should be opened without nomination.
- n) In case of investors opting to hold the Units in demat form, the nomination details provided by the investor to the depository participant will be applicable.

Instructions for filling up the Application Form

1. General Information

- (i) The Application Form should be completed in ENGLISH in BLOCK LETTERS only. Please Tick (✓) in the appropriate box (), where boxes have been provided.
- (ii) Existing investors of HSBC Mutual Fund who have provided their PAN earlier and wanting to make an investment will need to provide KYC acknowledgement, fill up ONLY their Folio Number in Section 1 and then please proceed to section 3. However, new investors will be required to fill up the Applicant's Details in Section 2.
- (iii) Please do not overwrite. For any correction / changes (if any) made on the application form, applicants are requested to authenticate the same by canceling and re-writing the correct details and counter-signed by the sole/ all applicants.
- (iv) In view of the RBI Circular - DPSS.CO.CHD.No. 1832/01.07.05/2009-10 dated 22nd February 2010, kindly note the following:
No changes / corrections should be carried out on the cheques. For any change in the payee's details, amount in figures or amount in words, etc., fresh cheque would be required. Cheque with alterations / corrections will not be honoured effective 1st July, 2010.

2. Applicant's Information

Applicants must provide all the details under Section 2 of the Application Form.

- (i) Name and address must be given in full (P.O. Box Address alone is not sufficient).
- (ii) Non-Resident Investors and Foreign Nationals should mandatorily state their complete overseas address in the application form else the application will be rejected. Further, Investors are requested to note that in case information with regard to USA or Canada residence is subsequently received from the investor by way of change of address or obtained from KRA database / CVL, the AMC at a later date reserves the right to redeem the investments after providing due notification to such investor.

- (iii) Please provide the name of the Contact Person in case of investments by a Company / Body Corporate / Partnership Firm / Trust / Society / FIIs / Association of Persons / Body of Individuals.

- (iv) If the application is on behalf a Minor, the Guardian's Name and date of birth of the Minor should be provided.

- (v) The minor shall be the first and the sole holder in an account. There shall not be any joint accounts with minor as the first or joint holder.

3. Bank Account Details / Multiple Bank Account Registration

Investors to ensure the name in the application form and in their bank account are the same. Applicants should provide the name of the bank, branch address, account type and account number of the Sole / First Applicant. As per SEBI guidelines, it is mandatory for investors to mention their bank account details in the Application Form. AMC will endeavour to directly credit redemption/ dividend proceeds in customer's bank account wherever possible.

For NRI investors - Kindly also provide the FIRC letter from your banker (i.e. source of funds confirmation) if your account type is NRE.

Applications without this information will be rejected.

Multiple Bank Accounts Registration Facility:

- 1. The fund offers its investors' facility to register multiple bank accounts for pay-in & payout purposes and designate one of the bank account as "Default Bank Account". This facility can be availed by using a designated Multiple Bank Accounts Registration/Deletion Form (available at the ISCs or downloaded from the Fund's website). In case of new investors, the bank account mentioned on the purchase application form, used for opening the folio, will be treated as default bank account till the investor gives a separate request to register multiple bank accounts and change the default bank account to any of other registered bank account. Registered bank accounts may also be used for verification of pay-ins (i.e. receiving of subscription funds) to ensure

that a third party payment is not used for mutual fund subscription. Default Bank Account will be used for all dividends and redemptions payouts unless investor specifies one of the existing registered bank account in the redemption request for receiving redemption proceeds.

2. **Bank Account Details with Redemption Request:** Please note the following important points related to payment of redemption proceeds:

- Proceeds of any redemption request will be sent only to a bank account that is already registered and validated in the folio at the time of redemption transaction processing.
- Unit holder(s) may choose to mention any of the existing registered bank accounts with redemption request for receiving redemption proceeds. If no registered bank account is mentioned, default bank account will be used.
- Update of Bank Account in a customer's account / folio should be submitted either using the Multiple Bank Account Registration Form or the standalone Change of Bank Mandate form only. Hence, any form containing redemption request will not have the facility to change the bank mandate or update a new bank mandate. The Fund will continue to follow a cooling period policy whenever any change of Bank Mandate request is received / processed few days prior to submission of a redemption request.

If unit holder(s) provide a new and unregistered bank mandate with a specific redemption request (with necessary valid supporting documents) such requests will be processed and paid out after a valid confirmation is received from the investor or within the stipulated timelines as per SEBI regulations, whichever is earlier.

- Unit holders will be required to submit a valid request for a change in bank account details along with a cancelled original cheque leaf of the new bank account. Unit holders should without fail cancel the cheque and write 'Cancelled' on the face of it to prevent any possible misuse.

Where such name is not printed on the original cheque, the Unit holder may submit a letter from the bank on its letterhead certifying that the Unit holder maintains/maintained an account with the bank, the bank account information like bank account number, bank branch, account type, the MICR code of the branch & IFSC Code (where available). In case of non-availability of any of these documents, an attested copy of the bank pass book or a statement of bank account having the name and address of the account holder and account number.

Following documents in originals / attested copies will be mandatorily required to effect Change in Bank account details: (Original of any one of the following documents or originals should be produced for verification of self-attested copy or copy should be attested by the Bank)

- Cancelled original cheque of the new bank mandate with first unit holder name and bank account number printed on the face of the cheque.
 - Latest bank statement not older than 3 months containing the first unit holder name of the investor, bank account number
 - Latest bank passbook with current entries not older than 3 months containing the first unit holder name of the investor, bank account number.
 - Bank Letter in original duly signed by branch manager/authorized personnel in their letter head or bank seal affixed containing the first unit holder name of the investor, bank account number
- e. Any request without the above mentioned documents will be treated invalid and will not be acted upon and any financial transaction, including redemptions, will be carried with the previous details only. Valid change of bank mandate requests with supporting documents will be processed within ten days of documents reaching the head office of the Registrar and any financial transaction request received in the interim will be carried with previous details only.
- f. Unitholder(s) are strongly advised to register their various bank accounts and continuously update the bank account details with the mutual fund, using this facility well in advance and specify any one of registered bank account for payment of redemption proceeds with each redemption request. If any of the registered bank accounts are closed/ altered, please intimate such change with an instruction to delete/alter it from of our records using this form.
- g. The registered bank accounts will also be used to identify the pay-in proceeds. Hence, unit holder(s) are advised to register their various bank accounts in advance using this facility and ensure that payments for ongoing purchase transactions are from any of the registered bank accounts only, to avoid fraudulent transactions and potential rejections due to mismatch of pay-in bank details with the accounts registered in the folio
- h. If in an NRI folio, subscription investments are vide SB or NRO bank account, the bank account types for redemption can be SB or NRO only. If the purchase investments are made vide NRE account(s), the bank accounts types for redemption can be SB/ NRO/ NRE.
- i. HSBC Mutual Fund, the AMC and its registrar and other service providers shall not be held liable for any loss arising to the unit holder(s) due to the credit of the redemption proceeds into any of the bank accounts registered in the folio.

j. HSBC Mutual Fund, the AMC and its registrar shall not be held liable for any loss arising to the Unitholder(s) on account of inadequate or incomplete documentation resulting in delay or rejection of the request.

k. In case a redemption request is received before the change of bank details has been validated and registered, the redemption request would be processed to the currently registered (existing on fund records) bank account. In such a case the Trustee / AMC will not be responsible in case of old bank mandate being frozen / locked by the bank for any purpose including non-maintenance of adequate balance.

4. **Investment and Payment Details**

(i) The application amounts can be tendered by cheque / demand drafts payable locally at any of the ISCs and designated collection centres. Application Forms accompanied with outstation cheques / stockinvests / postal orders/ money orders/ cash will not be accepted.

(ii) All cheques and bank drafts must be drawn in the name of the Scheme or its abbreviation as applicable and crossed "Account Payee only". A separate cheque or bank draft must accompany each Application. All cheques and bank drafts accompanying the application form should contain the application form number/ folio number on its reverse.

Please note that amount in words and figures on the cheque should **not** be in local languages.

Kindly note that post dated cheques are not allowed except for Systematic Investment Plan (SIP) Transactions.

(iii) Bank charges for outstation demand drafts will be borne by the AMC and units will be allotted inclusive of the DD charges incurred. The above will be limited to the bank charges as per table below.

Amount	DD Charges
Upto Rs. 10,000/-	At actuals, subject to a maximum of Rs. 65/-
Above Rs. 10,000/-	At Rs. 3.50/- per Rs. 1,000/-. Minimum Rs. 65/- and Maximum Rs. 12,500/-

However, such Demand Draft charges would be borne by the AMC only when the investor is not residing in any of the locations where the AMC or CAMS have official points of acceptance and the Demand draft has not been issued at the AMC/CAMS point of acceptance. Such demand drafts should be payable at the AMC/CAMS location where the investment application is submitted. The AMC will not entertain any request for refund of demand draft charges.

(iv) If no indication is given for the investment the default Option will be as follows:

Indication not made / incorrectly made	Default
Common to all Equity Schemes	
Scheme Name	As indicated on the Cheque
Dividend / Growth Option / Sub-options	Growth Option / Sub-option
Dividend Payout / Reinvestment	Dividend Reinvestment##
Mode of holding (in cases where there are more than one applicant)	Joint
Status of First Applicant (Individual, HUF, Company etc.)	Others#
Demat Account Details*	Units will be held in physical mode

* For Investors, who wish to opt for Demat mode, the applicants under the Scheme (including a transferee) will be required to have a beneficiary account with a DP of NSDL/CDSL and will be required to indicate in the application the DP's name, DP ID Number and its beneficiary account number with DP. In the absence of the information (including incomplete information/incorrect) in respect of DP ID/BO ID, the application will be processed with statement option as 'physical' only.

In case of HTSF, only Dividend Payout Option is available.

Tax rates (including the tax on dividend distribution) wherever applied on 'others' by HSBC Mutual Fund shall be the same as applicable to a Resident Indian Company.

PAYMENT MECHANISM

A) Lumpsum Investment

a) All cheques and bank drafts must be drawn in the name of the respective Scheme(s) or its abbreviation as applicable and crossed "Account Payee only". A separate cheque or bank draft must accompany each Application. Kindly note that post dated cheques are not allowed except for Systematic Investment Plan (SIP) Transactions.

B) SIP Investment

a) In case an investor wishes to invest on a monthly basis, the investor is required to provide:

- at least 12 cheques of minimum Rs. 1,000 (Rs. One Thousand) or ● one cheque for the first installment in addition to a mandate form to enable subsequent debits either through Electronic Clearing System (ECS) debit or such other facilities as may be provided by the AMC for a block of atleast 11 installments.

In case an investor wishes to invest on a quarterly basis, the investor is required to provide:

- at least 4 cheques of minimum Rs. 3,000 (Rs. Three Thousand) each, or
 - one cheque for the first instalment in addition to a mandate form to enable subsequent debits either through Electronic Clearing System (ECS) debit or such other facilities as may be provided by the AMC for a block of atleast 3 balance installments.
- b) The cheque for the first SIP instalment can carry any date. The first instalment of the SIP will be processed subject to applicable NAV & load, if any, on the date of receipt of the application form (post dated cheque will not be accepted for the first SIP instalment). The second instalment in case of monthly SIP will be processed on the available SIP date [currently 3rd, 10th, 17th, 26th or 30th (last business day of the month for February) of every month] indicated by the investor, but immediately following the expiry of 25 Business Days from the date of processing the first SIP. If the choice of date for the second instalment is not indicated by the investor, the second instalment of SIP will be processed on the earliest SIP date [3rd, 10th, 17th, 26th or 30th (last business day of the month for February)] immediately following the expiry of 25 Business Days from the date of processing the first SIP instalment. In case of quarterly SIP, the date for next instalment will be 10th of the relevant month. If any of above dates fall on a holiday, the transaction will be taken as of the next Business Day. Please refer to the Load Structure of each Scheme for details of applicable loads. Outstation cheques will not be accepted.
- c) You can choose multiple SIP dates in the Auto Debit Form in case you wish to make the SIP investment on multiple dates each month.
- d) If SIP form and cheque is submitted with bank details of a city where the Mutual Fund does not provide auto debit facility, first SIP cheque may get processed. However, future debits will not happen and SIP instruction shall be rejected.
- e) In case of rejection of SIP form for any reason whatsoever, the Mutual Fund will not entertain any request for refund of proceeds of first cheque which is already processed. Investors will have to redeem the units allotted through first cheque at applicable NAV.
- f) In case the Frequency (Monthly/Quarterly) and SIP date is not indicated, Monthly frequency shall be treated as the Default Frequency, 10th shall be treated as the Default date.
- g) There is no maximum duration for SIP enrolment. However, SIPs will be registered in a folio held by a minor only till the date of the minor attaining majority, even though the instructions may be for a period beyond that date. The SIP facility will automatically stand terminated upon the Unit Holder attaining 18 years of age.

An investor has an option to choose the 'End Date' of the SIP by filling the date or by selecting the Default Date i.e. March 2025. In case the end date is not filled or default March 2025 chosen, the AMC reserves the right to reject such SIP applications.

C) Micro SIP

In accordance with guidelines issued by AMFI vide its circular dated July 14, 2009 SIPs up to Rs. 50,000/- per year per investor i.e. aggregate of investments in a rolling 12 months period or in a financial year i.e. April to March (hereinafter referred to as "Micro SIP") shall be exempted from the requirement of PAN, with effect from August 1, 2009. This exemption shall be applicable only to investments by individuals (excluding PIOs), Minors and Sole proprietary firms including joint holders. HUFs and other categories of investors will not be eligible for this exemption. Micro SIP investors will require to be KYC compliant by fulfilling the uniform KRA KYC formalities and submit the requisite documents along with the investment application.

Micro SIP investors will be subject to uniform KRA KYC process. This exemption on PAN shall not be applicable to normal purchase transactions up to Rs. 50,000/- which will continue to be subject to the PAN requirement. Along with the KRA KYC acknowledgement and a proof of address, any one of the following photo identification documents can be submitted along with Micro SIP applications as proof of identification in lieu of PAN:

• Voter Identity Card • Driving License • Government / Defense identification card • Passport • Photo Ration Card • Photo Debit Card • Employee ID cards issued by companies registered with Registrar of Companies • Photo Identification issued by Bank Managers of Scheduled Commercial Banks / Gazetted Officer / Elected Representatives to the Legislative Assembly / Parliament • ID card issued to employees of Scheduled Commercial / State / District Co-operative Banks • Senior Citizen / Freedom Fighter ID card issued by Government • Cards issued by Universities / deemed Universities or institutes under statutes like ICAI, ICWA, ICSI • Permanent Retirement Account No (PRAN) card issued to New Pension System (NPS) subscribers by CRA (NSDL) • Any other photo ID card issued by Central Government / State Governments / Municipal authorities / Government organizations like ESIC / EPFO.

Where photo identification documents contains the address of the investor, a separate proof of address is not required.

The photo identification document and the proof of address have to be current and valid and also to be either self attested or attested by the ARN holder (AMFI Registered Distributor) mentioning the ARN number.

While making subsequent Micro SIP applications with a mutual fund, investor can quote the existing folio number where a Micro SIP has been registered and therefore need not resubmit the supporting document. The Micro SIP application will be rejected by the AMC where it is found that the registration of the application will result in the aggregate of Micro SIP installments in a financial year exceeding Rs. 50,000 or where there are deficiencies in the documents submitted by the investors in lieu of PAN as mentioned above. The rejected application will be sent back to the investor with a deficiency memo. In case the first Micro SIP instalment is processed (as the cheque

may be banked), and the application is found to be defective, the Micro SIP registration will be ceased for future installments. No refunds shall be made by the AMC for the units already allotted and a communication to this effect will be sent to the investors. However, investors shall be allowed to redeem their investments at applicable NAV.

Please use separate Application Form for Option A or B in Section 4.

5. Transaction Charges

In accordance with SEBI circular No. Cir/ IMD/ DF/13/ 2011 dated August 22, 2011, the Fund will deduct Transaction Charges from the investment amount received from the investors investing through a valid ARN Holder i.e. AMFI registered Distributor (provided the Distributor has opted to receive the Transaction Charges). Transaction Charge of Rs. 150 (for a first time investor across mutual funds) or Rs. 100 (for investor other than first time mutual fund investor) per purchase / subscription of Rs. 10,000 and above are deductible from the purchase / subscription amount and payable to the Distributor. The balance amount shall be invested.

Transaction Charges in case of Investments through SIP:

Transaction Charges in case of investments through SIP are deductible only if the total commitment of investment (i.e. amount per SIP instalment x No. of instalments) amounts to Rs. 10,000 or more. In such cases, Transaction Charges shall be deducted in 3-4 instalments.

Transaction Charges shall not be deducted:

- (a) where the Distributor of the investor has not opted to receive any Transaction Charges;
- (b) for purchases / subscriptions / total commitment amount in case of SIP of an amount less than Rs. 10,000/-;
- (c) for transactions other than purchases / subscriptions relating to new inflows i.e. through;
 - Switches / Systematic Transfers / Dividend Transfers / Dividend Reinvestment, etc.;
- (d) for purchases / subscriptions made directly with the Fund (i.e. not through any Distributor);
- (e) for purchases / subscriptions routed through Stock Exchange(s).

First / Sole Applicant / Guardian should indicate whether he is a first time investor across Mutual Funds or an existing investor in the appropriate box provided for this purpose in the application form. The AMC/ Fund will endeavor to identify the investor as "first time" or "existing" based on the Permanent Account Number (PAN) at the First/ Sole Applicant/ Guardian level. If the PAN details are available, then the First / Sole Applicant / Guardian will be treated as existing investor (i.e. Rs. 100 will be deducted as Transaction Charge) else the declaration in the application form will be considered (i.e. INR. 150 for first time investors or INR. 100 for other than first time investors will be deducted as Transaction Charge, as applicable). However, if an investor has not provided any declaration, he will be considered as an "existing" investor.

6. Process and requirements for Change of Address

AMFI vide its circular 26/2011-12 dated 21 March 2012 has advised uniform procedure to be followed for Change of address in Mutual Fund folios. The following documents will be mandatorily required to effect Change in Address :

a. For Non-KYC compliant folios/clients:

- Proof of new Address (POA), and
- Proof of Identity (POI): PAN card copy if PAN is updated in the folio, or PAN/other proof of identity if PAN is not updated in the folio.

b. For KYC compliant folios/clients:

- Proof of new Address (POA),
- Any other document/form that the KRA may specify form time to time.

Copies of documents submitted must be self-attested and accompanied by originals for verification. If originals are not produced, copies should be properly attested/verified by entities authorized for attesting/verification of documents as per extant KYC guidelines.

Proof of Identity (POI): List of documents admissible as Proof of Identity (*Documents having an expiry date should be valid on the date of submission):

1. PAN card with photograph. This is a mandatory requirement for all applicants except those who are specifically exempt from obtaining PAN (listed in Section D).
2. Unique Identification Number (UID) (Aadhaar)/Passport/Voter ID card/ Driving license.
3. Identity card/ document with applicant's Photo, issued by any of the following: Central/State Government and its Departments,

Statutory/Regulatory Authorities, Public Sector Undertakings, Scheduled Commercial Banks, Public Financial Institutions, Colleges affiliated to Universities, Professional Bodies such as ICAI, ICWAI, ICSI, Bar Council etc., to their Members; and Credit cards/Debit cards issued by Banks.

Proof of Address (POA): List of documents admissible as Proof of Address: (*Documents having an expiry date should be valid on the date of submission)

1. Passport/Voters Identity Card/Ration Card/Registered Lease or Sale Agreement of Residence/Driving License/Flat Maintenance bill/Insurance Copy.
2. Utility bills like Telephone Bill (only land line), Electricity bill or Gas bill -Not more than 3 months old.

3. Bank Account Statement/Passbook -Not more than 3 months old.
 4. Self-declaration by High Court and Supreme Court judges, giving the new address in respect of their own accounts.
 5. Proof of address issued by any of the following: Bank Managers of Scheduled Commercial Banks/Scheduled Co-operative Bank/ Multinational Foreign Banks/Gazetted Officer/Notary public/ Elected representatives to the Legislative Assembly or Parliament/ Documents issued by any Govt. or Statutory Authority.
 6. Identity card/document with address, issued by any of the following: Central/ State Government and its Departments, Statutory/Regulatory Authorities, Public Sector Undertakings, Scheduled Commercial Banks, Public Financial Institutions, Colleges affiliated to Universities and Professional Bodies such as ICAI, ICWAI, ICSI, Bar Council etc., to their Members.
 7. The proof of address in the name of the spouse may be accepted.
- List of people authorized to attest the Proof of Address and Proof of identity after verification with the originals:**
1. Authorised officials of Asset Management Companies (AMC).
 2. Authorised officials of Registrar & Transfer Agent (R&T) acting on behalf of the AMC.
 3. KYD compliant mutual fund distributors.
4. Notary Public, Gazetted Officer, Manager of a Scheduled Commercial/ Co-operative Bank or Multinational Foreign Banks (Name, Designation & Seal should be affixed on the copy).
 5. In case of NRIs, authorized officials of overseas branches of Scheduled Commercial Banks registered in India, Notary Public, Court Magistrate, Judge, Indian Embassy/Consulate General in the country where the client resides are permitted to attest the documents.
 6. Government authorized officials who are empowered to issue Apostille Certificates.
- 7. Declaration and Signatures**
- a) Signature should be in black or blue ink only.
 - b) Signatures should be in English or in any Indian language. Thumb impressions and Signatures in languages not specified in the Eight Schedule of the Constitution of India should be attested by a Magistrate or a Notary Public or a Special Executive Magistrate under his/ her official seal. In case of HUF, the Karta will sign on behalf of the HUF.
 - c) Applications on behalf of minors should be signed by their Guardian.
- HSBC Mutual Fund / AMC, reserves the right to reject any application inter alia in the absence of fulfilment of regulatory requirements, fulfilment of requirements of the Combined SID, SAI and furnishing necessary information to the satisfaction of the Mutual Fund / AMC.

CHECKLIST FOR DOCUMENTATION

Documents	Individuals	NRIs	Minors	Companies / Body Corporates	Trusts	Societies	HUF	Partnership Firms	FIs	Investments through Constituted Attorney
1. Certificate of Incorporation / Registration				✓	✓			✓	✓	
2. Resolution / Authorisation to invest				✓	✓	✓		✓	✓	
3. List of Authorised Signatories with Specimen Signature(s)				✓	✓	✓		✓	✓	✓
4. Memorandum & Articles of Association				✓						
5. Trust Deed					✓					
6. Bye-Laws						✓				
7. Partnership Deed / Deed of Declaration							✓	✓		
8. Notarised Power of Attorney										✓
9. Proof of PAN and KYC (including for guardian)	✓	✓	✓	✓	✓	✓	✓	✓	✓	✓
10. Overseas Auditor's Certificate (applicable for DTAA)		✓							✓	
11. Foreign Inward Remittance Certificate		✓							✓	
12. Date of Birth Certificate or School Living Certificate or Passport of Minor			✓							
13. Document evidencing relationship with Guardian			✓							

All documents for entities above should be originals / true copies certified by the Director / Trustee / Company Secretary / Authorised Signatory / Notary Public.

OFFICIAL POINTS OF ACCEPTANCE OF TRANSACTION REQUESTS

HSBC MUTUAL FUND

- **Bengaluru** : No. 7, HSBC Center, M.G. Road, Bengaluru 560 001 ● **Chennai** : 96, Radhakrishnan Salai, 2nd Floor, Mylapore, Chennai 600 004
- **Kolkata** : Jasmine Tower, 1st Floor, 31, Shakespeare Sarani, Kolkata 700 017 ● **Mumbai** : 314, D. N. Road, Fort, Mumbai 400 001
- **New Delhi** : 3rd Floor, East Tower, Birla Tower, 25, Barakhamba Road, New Delhi 110 001.

CAMS SERVICE CENTRES / CAMS LIMITED TRANSACTION POINTS / CAMS COLLECTION CENTRES

For details on CAMS Service Centres, CAMS Limited Transaction Points and CAMS Collection Centres, please visit www.camsonline.com or call us on 1800 200 2434.

CAMS Limited Transaction Points and CAMS Collection Centres have limited operating hours from 12:00 p.m. to 3 p.m. Collection Centres only accept application forms and service requests. For any enquiries, customers transacting at these locations are requested to call the nearest CAMS Service Center or the National Toll Free Customer Support number.

Toll Free Number : 1800 200 2434 (can be dialled from all phones)

For more details on visit : www.camsonline.com

Please check our website www.assetmanagement.hsbc.com/in for an updated list of Official Points of Acceptance of HSBC Mutual Fund.

Common Application Form for Equity Schemes

DISTRIBUTOR INFORMATION (Only empanelled Distributors / Brokers will be permitted to distribute Units)

Distributor / Broker ARN ARN -	Sub-Broker / Bank Branch Code	M.O. Code
--	-------------------------------	-----------

Application No. :

For Office Use Only

Upfront commission shall be paid directly by the investor to the AMFI registered Distributors based on the investor's assessment of various factors including the service rendered by the distributor. Any correction of Broker Code requires investor's authentication.

1 TRANSACTION CHARGES (Please refer point 5 on page 19 regarding transaction charges applicability)

New Investor - I am a First time Mutual Fund Investor **Existing Investor⁺⁺** - I am an Existing Mutual Fund Investor (⁺⁺Default if not ticked) (INR.150 deductible as transaction charge and payable to the distributor) (INR.100 deductible as transaction charge and payable to the distributor)
 In case the purchase / subscription amount is Rs. 10,000 or more and your Distributor has opted to receive Transaction Charges, the same is deductible as above from the investment amount and payable to the Distributor. Units will be issued against the balance amount invested.

2 APPLICANT'S INFORMATION [Please fill in your Folio No. below. In case of existing folio, furnish only KYC and PAN details below (if not provided earlier) and proceed to Section 3]

Folio No. Please note that applicant details and mode of holding will be as per existing Folio Number.
SOLE/FIRST APPLICANT'S PERSONAL DETAILS AS APPEARING ON PAN CARD Are you a U.S. person / resident of Canada? (✓) Yes No^{##} ^{##} Default if not ticked.
 Name Mr Ms M/s
 Date of Birth^{††} (Mandatory for Minors) Enclosed (✓) PAN Card Copy KYC Compliance Proof*
 ~ Proof Enclosed (✓) Birth Certificate School Leaving Certificate Marksheet issued by HSC/State Board Passport Others (please specify)

e-mail
Occupation[†] (✓) Private Sector Service Public Sector / Government Service Business Professional Agriculturist Retired
 Housewife Student Proprietorship Forex Dealer Others (Please specify)

Guardian Name (if Sole / First applicant is a Minor) **Contact Person** (in case of Non-individual Investors only)
 Mr Ms M/s
 Natural Guardian* (Father or Mother) Legal Guardian** (court appointed Guardian) **PAN**** (Mandatory)
 * Document evidencing relationship with Guardian ** In case of Legal Guardian, please submit attested copy of the court appointment letter, affidavit etc. to support. Enclosed (✓) PAN Card Copy KYC Compliance Proof*
 PAN/KYC not required for contact person but required for Guardian of Minor.

Nationality[†] Country of Residence[†]

Address for Correspondence[†] [P.O. Box Address is NOT sufficient] (Should be same as in KRA records, please refer to point 8 under Important Instructions)

 City Pin Code
 State Country

Contact Details
 Phone O Extn. Fax
 R Mobile

Overseas Address (Mandatory in case of NRI / FII applicant in addition to mailing address) (Should be same as in KRA records, please refer to point 8 under Important Instructions)

 State Country (Mandatory) City Zip Code

Status (✓) Resident Individual Minor Partnership Company HUF FII NRI Trust Society AOP / BOI Others

Mode of Holding (✓) Single Joint (Default if not mentioned) Anyone or Survivor

Name of Second Applicant (Not applicable if Sole / First Applicant is a Minor and Second Applicant cannot be a Minor) Are you a U.S. person / resident of Canada? (✓) Yes No^{##} ^{##} Default if not ticked.
 Mr Ms M/s
PAN** (Mandatory) Enclosed (✓) PAN Card Copy KYC Compliance Proof* Date of Birth

Name of Third Applicant (Not applicable if Sole / First Applicant is a Minor and Third Applicant cannot be a Minor) Are you a U.S. person / resident of Canada? (✓) Yes No^{##} ^{##} Default if not ticked.
 Mr Ms M/s
PAN** (Mandatory) Enclosed (✓) PAN Card Copy KYC Compliance Proof* Date of Birth

PoA Holder Details* (If the investment is being made by a Constituted Attorney please furnish Name and PAN of PoA holder)
 Mr Ms M/s
PAN** (Mandatory) Enclosed (✓) PAN Card Copy KYC Compliance Proof*
 PoA copy notarised or the original copy of PoA needs to be submitted in case of Investment through PoA.

* W.e.f January 1, 2011, all the applicants need to be KYC Compliant irrespective of the amount invested (including switch). W.e.f January 1, 2012, applicants who are not KYC compliant are required to complete the uniform KYC process (for details refer point 8 under Important Instructions). ** W.e.f January 1, 2008, PAN number is Mandatory for all investors (including Joint Holders, Guardian in case of Minor and NRIs). Please see point 6 under Important Instructions. However, for Micro SIP Investment Please see Instruction 4C.
 † Please note that information sought here will be obtained from KRA also. In case of any differences, the KRA input will apply. †† Default if not ticked. ...continued overleaf ⇨

ACKNOWLEDGEMENT SLIP (To be filled in by the Investor)

Note: This Acknowledgement Slip is for your reference only. Information provided on the form is considered final.

Application No. :

Received from Mr Ms M/s
 Folio No. application for Units of Scheme _____
 Option / Sub-option Lumpsum investment alongwith Cheque / DD No. _____
 Dated _____ Drawn on (Bank) _____ Amount (Rs.)
 SIP Investment Total Cheques ECS (Debit Clearing)/Direct Debit Facility Total Amount (Rs.)
 Date Please Note : All purchase are subject to realisation of instruments. All transaction processing is subject to final verification.

ISC Stamp, Signature & date

3 BANK ACCOUNT DETAILS (MANDATORY as per SEBI Guidelines) (refer Instruction No. 3 for Multiple Bank Account Registration details)

Core Banking A/c No. A/c. Type (✓) Current Savings NRO* NRE* * For NRI Investors
 Bank Name
 Branch Address
 MICR Code 9 digit number next to your Cheque No. RTGS IFSC Code For Rupees One lakh and above NEFT IFSC Code For less than Rupees One lakh

Please also provide a cancelled cheque leaf of the same bank account as mentioned above. Mentioning your 11 digit RTGS IFSC Code or NEFT IFSC Code, as applicable, will help us transfer the amount to your bank account quicker, electronically.

4 INVESTMENT & PAYMENT DETAILS (Please (✓) Scheme / Option / Sub-Option) (refer Instruction No. 9 on Third Party Payments)

Scheme (✓) HEF HIOF HPTF HMEF HTSF HDF HEMF HUOF HSCF HBF Option / Sub-option (✓) Growth (default) Dividend Reinvestment** Dividend Payout
 The scheme name mentioned on the application form and the cheque has to be the same. In case of any discrepancy between the two, units will be allotted as per the scheme name mentioned on the cheque only. ** Not applicable in case of HTSF

A) ONE TIME LUMP SUM INVESTMENT (Please fill the details hereunder. Do not submit SIP Auto Debit Form)
 Payment Mode Cheque DD RTGS NEFT Fund Transfer Cheque/RTGS/NEFT/DD/FT Date
 Cheque/DD/RTGS/NEFT No. Payment from Bank A/c. No.
 Investment Amount (Rs.) (i) Bank Name
 DD charges (Rs.) (ii) Branch
 Total Amount (Rs.) (i + ii) A/c. Type (✓) Current Savings NRO* NRE* FCNR* Others (* For NRI Investors)

Documents attached to avoid Third Party Payment Rejection where applicable : Third Party Declarations Bank Certificate for Pre-funded Instruments
MANDATORY DECLARATION : The details of the bank account provided above pertain to my/our own bank account in my/our name Yes No. If no, my relationship with the bank account holder (✓)
 Parent Grandparent Employee Custodian Others (Please specify); and the Third Party declaration form is attached (Refer important instruction No. 9 on the Third Party Payments).

B) SIP : SYSTEMATIC INVESTMENT PLAN [For SIP through Post Dated Cheques (PDCs)] (All cheques should be of same date of the months/quarters)

First SIP Cheque Details :
 Cheque No. Drawn on Bank A/c. No.
 Cheque Date Bank Name
 SIP Date (✓) Monthly (Default^): 3rd 10th (Default^)^ 17th 26th 30th All Dates Quarterly (10th) ## Last Business Day of the month for February
 SIP Period Start Date End Date March 2025 (Default^^) ^^ Refer instruction 4b(h)
 Each SIP Amount (Rs.) Cheque Nos. From To
 Drawn on Bank A/c. Bank Branch

C) SIP : SYSTEMATIC INVESTMENT PLAN (For SIP through ECS Debit Clearing) (Please fill up SIP Auto Debit Form and attach with this)

First SIP Cheque/DD Details : Cheque/DD No. Cheque/DD Date
 Drawn on Bank A/c. No. Bank Name & Branch

MICRO SIP (Refer Note No. 4C on Page 19)
 Date of Birth Supporting Document type* Reference No. (if available)
 *For the permissible list of applicable documents please refer to Page 19.

5 NON-INTENTION TO NOMINATE (Mandatory for new Folios of Individuals where mode of holding is single and who do not wish to nominate)

Please I/We hereby confirm that I/We do not wish to exercise the right of nomination in respect of units subscribed/purchased by me/us.

Signature(s)	Sole/First Applicant	Second Applicant	Third Applicant
--------------	----------------------	------------------	-----------------

NOMINATION DETAILS (Mandatory for new Folios of Individuals where mode of holding is single) (ref. Important Instruction 12)

I/We (Unit holder 1) and (Unit holder 2) (Unit holder 3) *do hereby nominate the person(s) more particularly described hereunder and*/cancel the nomination made by me/us on the _____ day of _____ in respect of the Units under Folio No. _____ (*strike out which is not applicable)

Name & Address of Nominee(s)	Date of Birth	Name & Address of Guardian	Signature of Nominee / Guardian of Nominee (Optional)	Proportion (%) in which the units will be shared by each Nominee*
Nominee 1		(To be furnished in case the Nominee is a Minor)		
Nominee 2				
Nominee 3				

* the aggregate total should be 100%.

6 DECLARATION AND SIGNATURES (In case of joint holding, signatures of all unit holders are mandatory)

The Trustees, HSBC Mutual Fund
 Having read and understood the contents of the Combined Scheme Information Document, SAI and Addenda of the Scheme(s) issued till date, I / We hereby apply under Direct / AMFI Certified empanelled distributors to the Trustees of HSBC Mutual Fund for units of the Scheme / Plan / Option as indicated above and agree to abide by the terms, conditions, rules and regulations of the Scheme. I / We have understood the details of the Scheme and I / We have not received nor been induced by any rebate or gifts, directly or indirectly, in making this investment. I / We hereby authorise HSBC Mutual Fund, its Investment Manager and its Agents to disclose details of my / our investment to my/our bank(s) / HSBC Mutual Fund's Bank(s) and / or Distributor / Broker / Investment Advisor and to verify my / our bank details provided by me / us. I/We hereby declare that the particulars given above are correct and express my / our willingness to make payments referred above through participation in ECS / Direct Debit Facility. If the transaction is delayed or not effected at all for reasons of incomplete or incorrect information, I/ We would not hold HSBC Asset Management (India) Pvt. Ltd. (Investment Manager to HSBC Mutual Fund), their appointed service providers or representatives responsible. I/We will also inform HSBC Asset Management (India) Pvt. Ltd., about any changes in my / our bank account. I/We have read and agreed to the terms and conditions for ECS / Direct Debit. *I/We confirm that I am/we are Non-Residents of Indian Nationality/ Origin and that the funds are remitted from abroad through approved banking channels or from my / our NRE / NRO / FCNR Account. I / We confirm that the details provided by me / us are true and correct. I / We hereby declare that the amount being invested by me/us in the Scheme(s) of HSBC Mutual Fund is derived through legitimate sources and is not held or designed for the purpose of contravention of any Act, Rules, Regulations or any statute or legislation or any other applicable laws or any Notifications, Directions issued by any governmental or statutory authority from time to time.
***Applicable to NRI**
 I / We confirm that the ARN holder has disclosed to me/us all the commissions (in the form of trail commission or any other mode), payable to him for the different competing Schemes of various Mutual Funds from amongst which the Scheme is being recommended to me/us.
 I / We confirm that I / We do not have any existing Micro SIP investments which together with the current application will result in aggregate investments exceeding Rs. 50,000/- in a year. (Applicable for Micro SIP investments only.)
 I/We confirm that I am/We are not United States person(s) under the laws of United States or resident(s) of Canada. In case of change to this status, I/We shall notify the AMC, in which event the AMC reserves the right to redeem my/our investments in the Scheme(s).

Sole / First Applicant / Guardian / PoA	<input type="text"/>
Second Applicant / PoA	<input type="text"/>
Third Applicant / PoA	<input type="text"/>
Date	<input type="text"/>

Please write Application Form No. / Folio No. on the reverse of the Cheque / Demand Draft.

Default options will be applied in cases where the information provided is either ambiguous or has any discrepancy.

CALL US AT
HSBC MUTUAL FUND INVESTOR SERVICE CENTRES:
 • **Bengaluru** : No. 7, HSBC Center, M.G. Road, Bengaluru 560 001 • **Chennai** : 96, Radhakrishnan Salai, 2nd Floor, Mylapore, Chennai 600 004 • **Kolkata** : Jasmine Tower, 1st Floor, 31, Shakespeare Sarani, Kolkata 700 017 • **Mumbai** : 314, D. N. Road, Fort, Mumbai 400 001 • **New Delhi** : 3rd Floor, East Tower, Birla Tower, 25, Barakhamba Road, New Delhi 110 001.
TOLL FREE NUMBER : 1800 200 2434 (can be dialled from all phones)

AUTO DEBIT FORM - For SIP Investments

DISTRIBUTOR INFORMATION (Only empanelled Distributors / Brokers will be permitted to distribute Units)

Distributor / Broker ARN	Sub-Broker / Bank Branch Code	M.O. Code
ARN -		

Application No. :

For Office Use Only

Upfront commission shall be paid directly by the investor to the AMFI registered Distributors based on the investor's assessment of various factors including the service rendered by the distributor. Any correction of Broker Code requires investor's authentication.

1 ECS DEBIT BANK ACCOUNT DETAILS (MANDATORY) (Cheque should be drawn on bank, details provided below or please attach cancelled Cheque copy.)

I / We hereby authorise HSBC Asset Management (India) Pvt. Ltd., Investment Manager to HSBC Mutual Fund acting through their authorised service providers to debit my / our following bank account by ECS (Debit Clearing) / Direct Debit Facility or any other facility for collection of SIP payments.

Name of the Account Holder as in Bank Records	First Name	Middle Name	Last Name
Folio No.	Application No.		
Scheme Name			
Name of the Bank			
Branch Address			
Account Number	A/c. Type (✓)	<input type="checkbox"/> Current <input type="checkbox"/> Savings <input type="checkbox"/> NRO* <input type="checkbox"/> NRE*	* For NRI Investors
Monthly Debit Amount	MICR Code	◀ (9 digit number next to your Cheque No.)	
SIP Date (✓)	Monthly (Default [^]) : <input type="checkbox"/> 3rd <input type="checkbox"/> 10th (Default [^]) <input type="checkbox"/> 17th <input type="checkbox"/> 26th <input type="checkbox"/> 30th ^{##} <input type="checkbox"/> All Dates <input type="checkbox"/> Quarterly (10th)		
SIP Period	Start Date	End Date	<input type="checkbox"/> March 2025 ^{^^}
	^{##} Last Business Day of the month for February [^] Refer instruction 4b(f) ^{^^} Refer instruction 4b(g)		

There should be a minimum time gap of 25 Business Days for the first instalment of SIP through ECS (Debit Clearing) or Direct Debit. Minimum 12 instalments under Monthly SIP and 4 quarters for Quarterly SIP.

2 AUTHORISATION OF THE BANK ACCOUNT HOLDER [to be signed by the Account Holder(s)]

This is to inform I / we have registered for the RBI's Electronic Clearing Service (Debit Clearing) / Direct Debit Facility and that my / our payment towards my / our investment in HSBC Mutual Fund shall be made from my / our below mentioned bank account number with your bank. I / We authorise HSBC Asset Management (India) Pvt. Ltd. (Investment Manager to HSBC Mutual Fund), acting through their service providers and representative carrying this ECS mandate / Direct Debit Facility Form to get it verified & executed. Mandate verification charges, if any, maybe charged to my / our account.

SIGNATURE(S) (As In Bank Records)

Account Number			
	Sole/First Account Holder	Second Account Holder	Third Account Holder

AUTO DEBIT FORM - For MICRO SIP Investments (refer instruction 4C on page 19)

DISTRIBUTOR INFORMATION (Only empanelled Distributors / Brokers will be permitted to distribute Units)

Distributor / Broker ARN	Sub-Broker / Bank Branch Code	M.O. Code
ARN -		

Application No. :

For Office Use Only

Upfront commission shall be paid directly by the investor to the AMFI registered Distributors based on the investor's assessment of various factors including the service rendered by the distributor. Any correction of Broker Code requires investor's authentication.

1 ECS DEBIT BANK ACCOUNT DETAILS (MANDATORY) (Cheque should be drawn on bank, details provided below or please attach cancelled Cheque copy.)

I / We hereby authorise HSBC Asset Management (India) Pvt. Ltd., Investment Manager to HSBC Mutual Fund acting through their authorised service providers to debit my / our following bank account by ECS (Debit Clearing) / Direct Debit Facility or any other facility for collection of SIP payments.

Name of the Account Holder as in Bank Records	First Name	Middle Name	Last Name
Folio No.	Application No.		
Scheme Name			
Name of the Bank			
Branch Address			
Account Number	A/c. Type (✓)	<input type="checkbox"/> Current <input type="checkbox"/> Savings <input type="checkbox"/> NRO* <input type="checkbox"/> NRE*	* For NRI Investors
Monthly Debit Amount	MICR Code	◀ (9 digit number next to your Cheque No.)	
SIP Date (✓)	Monthly (Default [^]) : <input type="checkbox"/> 3rd <input type="checkbox"/> 10th (Default [^]) <input type="checkbox"/> 17th <input type="checkbox"/> 26th <input type="checkbox"/> 30th ^{##} <input type="checkbox"/> All Dates <input type="checkbox"/> Quarterly (10th)		
SIP Period	Start Date	End Date	<input type="checkbox"/> March 2025 ^{^^}
	^{##} Last Business Day of the month for February [^] Refer instruction 4b(f) ^{^^} Refer instruction 4b(g)		

There should be a minimum time gap of 25 Business Days for the first instalment of SIP through ECS (Debit Clearing) or Direct Debit. Minimum 12 instalments under Monthly SIP and 4 quarters for Quarterly SIP.

2 AUTHORISATION OF THE BANK ACCOUNT HOLDER [to be signed by the Account Holder(s)]

This is to inform I / we have registered for the RBI's Electronic Clearing Service (Debit Clearing) / Direct Debit Facility and that my / our payment towards my / our investment in HSBC Mutual Fund shall be made from my / our below mentioned bank account number with your bank. I / We authorise HSBC Asset Management (India) Pvt. Ltd. (Investment Manager to HSBC Mutual Fund), acting through their service providers and representative carrying this ECS mandate / Direct Debit Facility Form to get it verified & executed. Mandate verification charges, if any, maybe charged to my / our account.

SIGNATURE(S) (As In Bank Records)

Account Number			
	Sole/First Account Holder	Second Account Holder	Third Account Holder

ECS / Direct Debit - Terms & Conditions

1. ECS facility is offered to the investors having bank accounts in **select cities mentioned below.**

● Agra ● Ahmedabad ● Allahabad ● Amritsar ● Anand ● Asansol ● Aurangabad ● Bengaluru ● Bardhaman ● Baroda ● Belgaum ● Bhavnagar ● Bhilwara ● Bhopal ● Bhubaneswar ● Bijapur ● Bikaner ● Chandigarh ● Chennai ● Coimbatore ● Cuddalore ● Cuttack ● Dargeeling ● Davangere ● Dehradun ● Dhanbad ● Durgapur ● Ernakulam ● Erode ● Gadag ● Gangtok ● GOA ● Gorakhpur ● Gulbarga ● Guwahati ● Gwalior ● Haldia ● Hubli ● Hyderabad ● Indore ● Jabalpur ● Jaipur ● Jalandhar ● Jam Nagar ● Jammu ● Jamshedpur ● Jodhpur ● Kakinada ● Kanpur ● Kolhapur ● Kolkata ● Kota ● Kozhikode ● Lucknow ● Ludhiana ● Madurai ● Mandya ● Mangalore ● Mumbai ● Mysore ● Nagpur ● Nashik ● Nellore ● New Delhi ● Patna ● Pondicherry ● Pune ● Raichur ● Raipur ● Rajkot ● Ranchi ● Salem ● Shimla ● Shimoga ● Siliguri ● Solapur ● Surat ● Thirupur ● Thiruvananthapuram ● Thrissur ● Tiruchirapalli ● Tirupathi ● Tumkur ● Udaipur ● Udipi ● Varanasi ● Vijayawada ● Visakhapatnam

List of Banks / Branches for SIP Direct Debit Facility

Banks	Branches
Axis Bank Limited, HDFC Bank Ltd., ICICI Bank, IDBI Bank Limited, IndusInd Bank Limited, ING Vysya Bank Ltd. and Kotak Mahindra Bank Limited	All Branches
Bank of Baroda, Bank of India and Punjab National Bank	Select Branches

2. The cities in the list may be modified / updated / changed / removed at any time in future entirely at the discretion of HSBC Mutual Fund without assigning any reason or prior notice. If any city is removed, SIP instructions for investors in such cities via ECS (Debit) route will be discontinued without prior notice.
3. The bank account provided for ECS (Debit) should participate in local MICR clearing.
4. Investor will not hold HSBC Mutual Fund, its registrars and other service providers responsible if the transaction is delayed or not effected or the investor bank account is debited in advance or after the specific SIP date due to various clearing cycles of ECS / Direct Debt Facility.
5. HSBC Asset Management (India) Pvt. Ltd., Registrars (CAMS) and other service providers shall not be responsible and liable for any damages / compensation for any loss, damage etc. incurred by the investor. The investor assumes the entire risk of using this facility and takes full responsibility.
6. You can choose to discontinue this facility by giving 25 Business Days written notice to our Registrar CAMS.
7. HSBC AMC and its service providers reserve the right to disclose the details of the Investors and their transactions using the SIP Auto Debit to third parties for the purposes of verification and execution of the Auto Debit Facility as also for the purpose of law enforcement, fraud prevention, audit and inspection requirement etc.
8. The Investor undertakes and agrees that the SIP Auto Debit Facility requested for via this Form is subject to acceptance of the terms and conditions mentioned in the Combined SID, SAI.

Multiple Bank Accounts Registration / Deletion Form

(Please read the Instructions overleaf and attached necessary documents for registration of Bank Accounts. Strike off the Sections not used by you to avoid unauthorised use.)

Folio No. (For Existing Unit Holders) <input style="width: 100%;" type="text"/>	OR	Application No. (For New Unit Holders) <input style="width: 100%;" type="text"/>
Name of Sole / First Unit Holder <input style="width: 90%;" type="text"/>		Permanent Account No. (PAN) <input style="width: 100%;" type="text"/>

A ADDITION OF BANK ACCOUNTS

Please register my/our following bank accounts for all investments in my/our folio. I/We understand that I/We can choose to receive payment proceeds in any of these accounts, by making a specific request in my/our redemption request. I/We understand that the bank accounts listed below shall be taken up for registration in my/our Folio in the order given below and the same shall be registered only if there is a scope to register additional bank accounts in the Folio subject to a maximum of five in the case of individuals and ten in the case of non individuals.

 For each bank account, Investors should produce original for verification or submit originals of the documents mentioned below.

Core Bank Account No. <input style="width: 90%;" type="text"/>	Account Type (✓) <input type="checkbox"/> Current <input type="checkbox"/> Savings <input type="checkbox"/> NRO# <input type="checkbox"/> NRE# <input type="checkbox"/> FCNR# <input type="checkbox"/> _____
Bank Name <input style="width: 90%;" type="text"/>	Branch <input style="width: 90%;" type="text"/>
City <input style="width: 90%;" type="text"/>	PIN Code <input style="width: 100%;" type="text"/>
MICR Code[^] <input style="width: 100%;" type="text"/>	IFSC Code^{^^} <input style="width: 100%;" type="text"/>
Attested Document attached* [Any one (✓)] <input type="checkbox"/> Cancelled Cheque with name pre-printed <input type="checkbox"/> Bank statement <input type="checkbox"/> Passbook <input type="checkbox"/> Bank Certificate	

Core Bank Account No. <input style="width: 90%;" type="text"/>	Account Type (✓) <input type="checkbox"/> Current <input type="checkbox"/> Savings <input type="checkbox"/> NRO# <input type="checkbox"/> NRE# <input type="checkbox"/> FCNR# <input type="checkbox"/> _____
Bank Name <input style="width: 90%;" type="text"/>	Branch <input style="width: 90%;" type="text"/>
City <input style="width: 90%;" type="text"/>	PIN Code <input style="width: 100%;" type="text"/>
MICR Code[^] <input style="width: 100%;" type="text"/>	IFSC Code^{^^} <input style="width: 100%;" type="text"/>
Attested Document attached* [Any one (✓)] <input type="checkbox"/> Cancelled Cheque with name pre-printed <input type="checkbox"/> Bank statement <input type="checkbox"/> Passbook <input type="checkbox"/> Bank Certificate	

Core Bank Account No. <input style="width: 90%;" type="text"/>	Account Type (✓) <input type="checkbox"/> Current <input type="checkbox"/> Savings <input type="checkbox"/> NRO# <input type="checkbox"/> NRE# <input type="checkbox"/> FCNR# <input type="checkbox"/> _____
Bank Name <input style="width: 90%;" type="text"/>	Branch <input style="width: 90%;" type="text"/>
City <input style="width: 90%;" type="text"/>	PIN Code <input style="width: 100%;" type="text"/>
MICR Code[^] <input style="width: 100%;" type="text"/>	IFSC Code^{^^} <input style="width: 100%;" type="text"/>
Attested Document attached* [Any one (✓)] <input type="checkbox"/> Cancelled Cheque with name pre-printed <input type="checkbox"/> Bank statement <input type="checkbox"/> Passbook <input type="checkbox"/> Bank Certificate	

Core Bank Account No. <input style="width: 90%;" type="text"/>	Account Type (✓) <input type="checkbox"/> Current <input type="checkbox"/> Savings <input type="checkbox"/> NRO# <input type="checkbox"/> NRE# <input type="checkbox"/> FCNR# <input type="checkbox"/> _____
Bank Name <input style="width: 90%;" type="text"/>	Branch <input style="width: 90%;" type="text"/>
City <input style="width: 90%;" type="text"/>	PIN Code <input style="width: 100%;" type="text"/>
MICR Code[^] <input style="width: 100%;" type="text"/>	IFSC Code^{^^} <input style="width: 100%;" type="text"/>
Attested Document attached* [Any one (✓)] <input type="checkbox"/> Cancelled Cheque with name pre-printed <input type="checkbox"/> Bank statement <input type="checkbox"/> Passbook <input type="checkbox"/> Bank Certificate	

[^] 9 digit code on your cheque next to the cheque number. ^{^^} 11 digit code printed on your cheque.

* The documents submitted need to be attested by authorised bank personnel. # For NRI Investors.

B DEFAULT BANK ACCOUNT

From among the bank accounts registered with you or mentioned above, please register the following bank account as a Default Bank Account into which future redemption and/or dividend proceeds, if any, of the above mentioned folio will be paid:

Core Bank Account No. <input style="width: 90%;" type="text"/>	Bank Name <input style="width: 90%;" type="text"/>
---	---

DECLARATION & SIGNATURES

(To be signed as per mode of holding in the Folio. In case of non Individual Unit holders, to be signed by AUTHORISED SIGNATORIES)

I/We have read and understood the Instructions and the Terms and Conditions for Multiple Bank Accounts Registration and agree to abide by the same. I/We acknowledge that my/our request will be processed only if all details are properly filled and valid documents are attached, failing which the request maybe rejected/delayed as the case may be in which case I/We will not hold HSBC Mutual Fund, the AMC and the Registrar liable for any loss due to delayed execution or rejection of the request.

Sole / First Applicant / Unit holder	Second Applicant / Unit holder	Third Applicant / Unit holder
--------------------------------------	--------------------------------	-------------------------------

C BANK ACCOUNT DELETION

Folio No.	<input type="text"/>	Permanent Account No. (PAN)	<input type="text"/>
Name of Sole / First Unit Holder <input style="width: 90%;" type="text"/>			

Please delete the following Bank accounts as registered accounts for my/our above folio:

Bank Account No. <input style="width: 90%;" type="text"/>	Bank Name <input style="width: 90%;" type="text"/>
Bank Account No. <input style="width: 90%;" type="text"/>	Bank Name <input style="width: 90%;" type="text"/>
Bank Account No. <input style="width: 90%;" type="text"/>	Bank Name <input style="width: 90%;" type="text"/>
Bank Account No. <input style="width: 90%;" type="text"/>	Bank Name <input style="width: 90%;" type="text"/>

Deletion of a default bank account will not be affective in the Folio unless the investor mentions another valid registered Bank Account as a default account in Part B of this Form.

DECLARATION & SIGNATURES		
(To be signed as per mode of holding in the Folio. In case of non Individual Unit holders, to be signed by AUTHORISED SIGNATORIES)		
I/We have read and understood the Instructions and the Terms and Conditions for Multiple Bank Accounts Registration and agree to abide by the same. I/We acknowledge that my/our request will be processed only if all details are properly filled and valid documents are attached, failing which the request maybe rejected/delayed as the case may be in which case I/We will not hold HSBC Mutual Fund, the AMC and the Registrar liable for any loss due to delayed execution or rejection of the request.		
Sole / First Applicant / Unit holder	Second Applicant / Unit holder	Third Applicant / Unit holder

INSTRUCTIONS AND TERMS & CONDITIONS

1. This facility allows a unit holder to register multiple bank account details for all investments held in the specified folio (existing or new). Individuals/HuF can register upto 5 different bank accounts for a folio by using this form. Non individuals can register upto 10 different bank accounts for a folio. For registering more than 5 accounts, please use extra copies of this form.
2. Supporting Documents as mentioned in Part A will help in verification of the account details and register them accurately. The application will be processed only for such accounts for which valid documents are provided. Accounts not matching with such documents will not be registered.
3. If the bank account number on the cheque leaf is handwritten or investor name is not printed on the face of the cheque, bank account statement or pass book giving the name, address and the account number should be enclosed. If photocopies are submitted, investors must produce original for verification.
4. Bank account registration/deletion request will be accepted and processed only if all the details are correctly filled and the necessary documents are submitted. The request is liable to be rejected if any information is missing or incorrectly filled or if there is deficiency in the documents submitted.
5. The first/sole unit holder in the folio should be one of the holders of the bank account being registered. Unitholder(s) cannot provide the bank account(s) of any other person or where the First/Sole Unitholder is not an account holder in the bank account provided.
6. The investors can change the default bank account only by submitting this form. In case multiple bank accounts are opted for registration as default Bank Account, the mutual fund retains the right to register any one of them as the default bank account.
7. A written confirmation of registration of the additional bank account details will be dispatched to you within 10 calendar days of receipt of such request. Unitholder(s) must preserve this written confirmation as the account statement will only reflect the default bank mandate.
8. If any of the registered bank accounts are closed/alterd, please intimate the AMC in writing of such change with an instruction to delete/alter it from our records.
9. The Bank Account chosen as the primary/default bank account will be used for all Redemption payouts/Dividend payouts. At anytime, investor can instruct the AMC to change the default bank account by choosing one of the additional accounts already registered with the AMC.
10. If request for redemption is received prior to/together with a change of bank account or before verification and validation of the new bank account, the redemption request would be processed to the currently registered default (old) bank account.
11. If in a folio, purchase investments are vide SB or NRO bank account, the bank account types for redemption can be SB or NRO only. If the purchase investments are made vide NRE account(s), the bank account types for redemption can be SB/NRO/NRE.
12. The registered bank accounts will also be used to identify the pay-in proceeds. Hence, unit holder(s) are advised to register their bank accounts in advance using this facility and ensure that payments for ongoing purchase transactions are from any of the registered bank accounts only, to avoid fraudulent transactions and potential rejections due to mismatch of pay-in bank details with the accounts registered in the folio.
13. HSBC Mutual Fund, the AMC and its registrar shall not be held liable for any loss arising to the Unitholder(s) on account of inadequate or incomplete documentation resulting in delay or rejection of the request.



Common Key Information Memorandum for Debt and Liquid Schemes / Plans

HSBC MIP (HMIP)

An open-ended Fund with Regular and Savings Plan
Monthly Income is not assured and is subject to the availability of distributable surplus

HSBC Income Fund (HIF)

An open-ended Income Scheme

HSBC Ultra Short Term Bond Fund (HUSBF)

An open-ended Debt Scheme

HSBC Gilt Fund (HGF)

An open-ended Gilt Scheme

HSBC Floating Rate Fund (HFRF)

An open-ended Income Scheme

HSBC Cash Fund (HCF)

An open-ended Liquid Scheme

HSBC Flexi Debt Fund (HFDF)

An open-ended Debt Scheme

Continuous Offer of Units at NAV based prices

This Common Key Information Memorandum (KIM) sets forth the information, which a prospective investor ought to know before investing. For further details of the Scheme(s) / Mutual Fund, due diligence certificate by the AMC, Key Personnel, investors' rights & services, risk factors, penalties & pending litigations etc. investors should, before investment, refer to the Combined Scheme Information Document, Statement of Additional Information and Addenda thereto available free of cost at any of the Investor Service Centres or distributors or from the website of the AMC, www.assetmanagement.hsbc.com/in. The particulars of the Scheme(s) have been prepared in accordance with the Securities and Exchange Board of India (Mutual Funds) Regulations, 1996, as amended till date and filed with Securities and Exchange Board of India (SEBI). The Units being offered for public subscription have not been approved or disapproved by SEBI nor has SEBI certified the accuracy or adequacy of this KIM.

This Common Key Information Memorandum is dated April 16, 2012.

Sponsor:

HSBC Securities and Capital Markets (India) Private Limited
Regd. Office: 52/60, Mahatma Gandhi Road, Fort,
Mumbai 400 001, India.

Trustee:

Board of Trustees
16, V.N. Road, Fort, Mumbai 400 001.

Asset Management Company:

HSBC Asset Management (India) Private Limited
Regd. & Corp. Office: 16, V. N. Road, Fort,
Mumbai 400 001.

SMS INVEST to 56767

Toll free: 1800 200 2434

Visit: www.assetmanagement.hsbc.com/in

HSBC 
Global Asset Management

COMPARISON BETWEEN THE SCHEMES

Scheme Name	Investment Objective	Asset Allocation Pattern	Product Differentiation	Number of Folios as on 31 March, 2012	AUM as on 31 March, 2012 (Rs. in crores)																																
HSBC MIP	To seek generation of reasonable returns through investments in Debt and Money Market Instruments. The secondary objective of the scheme is to invest in equity and equity related instruments to seek capital appreciation.	<p>Regular Plan:</p> <table border="1"> <thead> <tr> <th data-bbox="549 331 778 412">Instruments</th> <th colspan="2" data-bbox="782 331 957 412">Indicative Allocation (% of Net Assets)</th> <th data-bbox="960 331 1024 412">Risk Profile</th> </tr> <tr> <td></td> <th data-bbox="782 385 873 412">Minimum</th> <th data-bbox="876 385 957 412">Maximum</th> <td></td> </tr> </thead> <tbody> <tr> <td data-bbox="549 416 778 497">Debt Instruments and Money Market Instruments (including cash, money at call and reverse repos)</td> <td align="center" data-bbox="782 416 873 497">0%</td> <td align="center" data-bbox="876 416 957 497">100%</td> <td data-bbox="960 416 1024 497">Low to Medium</td> </tr> <tr> <td data-bbox="549 501 778 560">Equities and Equity related instruments</td> <td align="center" data-bbox="782 501 873 560">0%</td> <td align="center" data-bbox="876 501 957 560">15%</td> <td data-bbox="960 501 1024 560">Medium to High</td> </tr> </tbody> </table> <p>Savings Plan:</p> <table border="1"> <thead> <tr> <th data-bbox="549 589 778 669">Instruments</th> <th colspan="2" data-bbox="782 589 957 669">Indicative Allocation (% of Net Assets)</th> <th data-bbox="960 589 1024 669">Risk Profile</th> </tr> <tr> <td></td> <th data-bbox="782 651 873 678">Minimum</th> <th data-bbox="876 651 957 678">Maximum</th> <td></td> </tr> </thead> <tbody> <tr> <td data-bbox="549 660 778 741">Debt Instruments and Money Market Instruments (including cash, money at call and reverse repos)</td> <td align="center" data-bbox="782 660 873 741">0%</td> <td align="center" data-bbox="876 660 957 741">100%</td> <td data-bbox="960 660 1024 741">Low to Medium</td> </tr> <tr> <td data-bbox="549 745 778 804">Equities and Equity related instruments</td> <td align="center" data-bbox="782 745 873 804">0%</td> <td align="center" data-bbox="876 745 957 804">25%</td> <td data-bbox="960 745 1024 804">Medium to High</td> </tr> </tbody> </table> <p>If the Scheme decides to invest in securitised debt, it is the intention of the Investment Manager that such investments will not normally exceed 50% of the corpus of the Plan and if the Scheme decides to invest in ADRs/GDRs issued by Indian Companies and foreign securities in line with SEBI stipulation, it is the intention of the Investment Manager that such investments will not, normally exceed 15% of the assets of the Regular Plan and 25% of the assets of the Savings Plan. The scheme/plan shall have derivative exposure as per the SEBI Guidelines issued from time to time.</p>	Instruments	Indicative Allocation (% of Net Assets)		Risk Profile		Minimum	Maximum		Debt Instruments and Money Market Instruments (including cash, money at call and reverse repos)	0%	100%	Low to Medium	Equities and Equity related instruments	0%	15%	Medium to High	Instruments	Indicative Allocation (% of Net Assets)		Risk Profile		Minimum	Maximum		Debt Instruments and Money Market Instruments (including cash, money at call and reverse repos)	0%	100%	Low to Medium	Equities and Equity related instruments	0%	25%	Medium to High	HMIP - Regular Plan seeks to invest a large portion in debt and money market instruments with a cap on equities upto 15%. HMIP - Savings Plan seeks to invest a large portion in debt and money market instruments with a cap on equities upto 25%. This makes the Scheme different from other existing open-ended income / debt Schemes of HSBC Mutual Fund.	<p>Regular Plan - 3,505</p> <p>Savings Plan - 5,845</p>	<p>Regular Plan - 128.28</p> <p>Savings Plan - 245.34</p>
Instruments	Indicative Allocation (% of Net Assets)		Risk Profile																																		
	Minimum	Maximum																																			
Debt Instruments and Money Market Instruments (including cash, money at call and reverse repos)	0%	100%	Low to Medium																																		
Equities and Equity related instruments	0%	15%	Medium to High																																		
Instruments	Indicative Allocation (% of Net Assets)		Risk Profile																																		
	Minimum	Maximum																																			
Debt Instruments and Money Market Instruments (including cash, money at call and reverse repos)	0%	100%	Low to Medium																																		
Equities and Equity related instruments	0%	25%	Medium to High																																		
HSBC Income Fund	To provide a reasonable income through a diversified portfolio of fixed income securities. The AMC's view of interest rate trends and the nature of the Plans will be reflected in the type and maturities of securities in which the Short Term and Investment Plans are invested.	<p>Short Term Plan:</p> <table border="1"> <thead> <tr> <th data-bbox="549 1055 778 1135">Instruments</th> <th colspan="2" data-bbox="782 1055 957 1135">Indicative Allocation (% of Net Assets)</th> <th data-bbox="960 1055 1024 1135">Risk Profile</th> </tr> <tr> <td></td> <th data-bbox="782 1108 873 1135">Minimum</th> <th data-bbox="876 1108 957 1135">Maximum</th> <td></td> </tr> </thead> <tbody> <tr> <td data-bbox="549 1140 778 1283">Debt Instruments and Money Market Instruments with residual maturity / average maturity less than 367 days and floating rate instruments where the reset tenor is one year or less</td> <td align="center" data-bbox="782 1140 873 1283">40%</td> <td align="center" data-bbox="876 1140 957 1283">100%</td> <td data-bbox="960 1140 1024 1283">Low to Medium</td> </tr> <tr> <td data-bbox="549 1288 778 1346">Debt Instruments with residual maturity / average maturity greater than 1 year</td> <td align="center" data-bbox="782 1288 873 1346">0%</td> <td align="center" data-bbox="876 1288 957 1346">60%</td> <td data-bbox="960 1288 1024 1346">Low to Medium</td> </tr> </tbody> </table> <p>Short Term Plan: It is expected that the modified duration for the Short Term Plan could range between 3-20 months depending on interest rate views. However, this can undergo a change in case the market conditions warrant and according to the fund manager's view.</p> <p>Investment Plan:</p> <table border="1"> <thead> <tr> <th data-bbox="549 1473 778 1554">Instruments</th> <th colspan="2" data-bbox="782 1473 957 1554">Indicative Allocation (% of Net Assets)</th> <th data-bbox="960 1473 1024 1554">Risk Profile</th> </tr> <tr> <td></td> <th data-bbox="782 1527 873 1554">Minimum</th> <th data-bbox="876 1527 957 1554">Maximum</th> <td></td> </tr> </thead> <tbody> <tr> <td data-bbox="549 1559 778 1617">Debt Instruments with residual maturity / average maturity greater than 182 days</td> <td align="center" data-bbox="782 1559 873 1617">40%</td> <td align="center" data-bbox="876 1559 957 1617">100%</td> <td data-bbox="960 1559 1024 1617">Low to Medium</td> </tr> <tr> <td data-bbox="549 1621 778 1765">Money Market and debt instruments (including cash, money at call) with residual maturity/average maturity less than 183 days and floating rate instruments where the reset tenor is one year or less</td> <td align="center" data-bbox="782 1621 873 1765">0%</td> <td align="center" data-bbox="876 1621 957 1765">60%</td> <td data-bbox="960 1621 1024 1765">Low to Medium</td> </tr> </tbody> </table> <p>Investment Plan: It is expected that the modified duration for the Investment Plan will be in a range of 6 months - 8 years depending on the interest rate view. However, this can undergo a change in case the market conditions warrant and according to the fund manager's view.</p> <p>Short Term & Investment Plan: If the Plans decides to invest in securitised debt, it is the intention of the Investment Manager that such investments will not normally exceed 50% of the corpus of the Plans and if the Plans decides to invest in foreign securities, it is the intention of the Investment Manager that such investments will not, normally exceed 25% of the assets of the Plans. The Plans shall under normal circumstances not have exposure of more than 50% of its net assets in derivative instruments. Investments would be in accordance with the SEBI Regulations.</p>	Instruments	Indicative Allocation (% of Net Assets)		Risk Profile		Minimum	Maximum		Debt Instruments and Money Market Instruments with residual maturity / average maturity less than 367 days and floating rate instruments where the reset tenor is one year or less	40%	100%	Low to Medium	Debt Instruments with residual maturity / average maturity greater than 1 year	0%	60%	Low to Medium	Instruments	Indicative Allocation (% of Net Assets)		Risk Profile		Minimum	Maximum		Debt Instruments with residual maturity / average maturity greater than 182 days	40%	100%	Low to Medium	Money Market and debt instruments (including cash, money at call) with residual maturity/average maturity less than 183 days and floating rate instruments where the reset tenor is one year or less	0%	60%	Low to Medium	<p>HIF - Short Term Plan primarily takes exposure to securities with modified duration ranging between 3-20 months.</p> <p>HIF - Investment Plan primarily takes exposure to securities with modified duration ranging between 6 months - 8 years.</p> <p>This makes the Scheme different from other existing open-ended income / debt Schemes of HSBC Mutual Fund.</p>	<p>Short Term Plan - 2,007</p> <p>Investment Plan - 2,323</p>	<p>Short Term Plan - 496.15</p> <p>Investment Plan - 34.66</p>
Instruments	Indicative Allocation (% of Net Assets)		Risk Profile																																		
	Minimum	Maximum																																			
Debt Instruments and Money Market Instruments with residual maturity / average maturity less than 367 days and floating rate instruments where the reset tenor is one year or less	40%	100%	Low to Medium																																		
Debt Instruments with residual maturity / average maturity greater than 1 year	0%	60%	Low to Medium																																		
Instruments	Indicative Allocation (% of Net Assets)		Risk Profile																																		
	Minimum	Maximum																																			
Debt Instruments with residual maturity / average maturity greater than 182 days	40%	100%	Low to Medium																																		
Money Market and debt instruments (including cash, money at call) with residual maturity/average maturity less than 183 days and floating rate instruments where the reset tenor is one year or less	0%	60%	Low to Medium																																		

Scheme Name	Investment Objective	Asset Allocation Pattern			Product Differentiation	Number of Folios as on 31 March, 2012	AUM as on 31 March, 2012 (Rs. in crores)									
HSBC Ultra Short Term Bond Fund	Seeks to provide liquidity and reasonable returns by investing primarily in a mix of short term debt and money market instruments.	<table border="1"> <thead> <tr> <th data-bbox="545 239 774 309">Instruments</th> <th colspan="2" data-bbox="778 239 959 309">Indicative Allocation (% of Net Assets)</th> <th data-bbox="963 239 1029 309">Risk Profile</th> </tr> <tr> <td></td> <th data-bbox="778 293 874 309">Minimum</th> <th data-bbox="874 293 959 309">Maximum</th> <td></td> </tr> </thead> </table>	Instruments	Indicative Allocation (% of Net Assets)		Risk Profile		Minimum	Maximum		70%	100%	Low	HUSBF is a very short term fixed income scheme that invests at least 70% into money market and debt instruments maturing or having interest rate reset not greater than 1 year thereby differentiating it from other existing open-ended income / debt Schemes of HSBC Mutual Fund.	1,042	56.91
Instruments	Indicative Allocation (% of Net Assets)		Risk Profile													
	Minimum	Maximum														
<table border="1"> <tbody> <tr> <td data-bbox="545 405 774 452">Money Market & Debt instruments with maturity / average maturity / interest rate reset not greater than 1 year</td> <td data-bbox="778 405 874 452">70%</td> <td data-bbox="874 405 959 452">100%</td> <td data-bbox="963 405 1029 452">Low</td> </tr> <tr> <td data-bbox="545 452 774 506">Debt instruments with maturity greater than 1 year</td> <td data-bbox="778 452 874 506">0%</td> <td data-bbox="874 452 959 506">30%</td> <td data-bbox="963 452 1029 506">Low to Medium</td> </tr> </tbody> </table>	Money Market & Debt instruments with maturity / average maturity / interest rate reset not greater than 1 year	70%	100%	Low	Debt instruments with maturity greater than 1 year	0%	30%	Low to Medium	0%	30%	Low to Medium					
Money Market & Debt instruments with maturity / average maturity / interest rate reset not greater than 1 year	70%	100%	Low													
Debt instruments with maturity greater than 1 year	0%	30%	Low to Medium													

If the Scheme decides to invest in foreign securities, it is the intention of the Investment Manager that such investments will not, normally exceed 30% of the assets of the Scheme. However, the AMC with a view to protecting the interests of the investors, may increase exposure in foreign securities as deemed fit from time to time.

The scheme shall have derivative exposure as per the SEBI Guidelines issued from time to time.

Securitized debt, while relatively illiquid compared to other debt investments provides a higher yield pickup. Hence only if the Fund Manager becomes cautious or negative on the Indian markets for a reasonably long period of time would he consider investing in such instruments to improve the yield to the fund and investors as opposed to putting the monies in reverse repo and short term money market instruments upto 50% of net assets of the Scheme. No investments shall be made in foreign securitized debt.

 HGF is the only Scheme that invests at least 65% in Government securities and which cannot take exposure to credit risks. This makes the Scheme different from other existing open-ended income / debt Schemes of HSBC Mutual Fund. | 93 | 1.22 || **HSBC Floating Rate Fund** | Seeks to generate reasonable return with commensurate risk from a portfolio comprised of floating rate debt instruments and fixed rate debt instruments swapped for floating rate returns. The scheme may also invest in fixed rate money market and debt instruments. There can be no assurance that the Scheme objective can be realised. | **Long Term Plan:** | Instruments | Indicative Allocation (% of Net Assets) | | Risk Profile | |-------------|---|---------|--------------| | | Minimum | Maximum | | | 65% | 100% | Low to Medium | HFRF - LT is a debt oriented Scheme that seeks to maintain an average maturity between 1 to 12 months. thereby differentiating it from other existing open-ended income /debt Schemes of HSBC Mutual Fund. | Long Term Plan - 834 | Long Term Plan - 283.67 |
| | | | | | |---|-----|------|---------------| | Floating rate instruments and Money Market Instruments (including fixed rate instruments swapped for floating rate returns) | 65% | 100% | Low to Medium | | Fixed rate debt Instruments (including floating rate instruments swapped for fixed rate returns) | 0% | 35% | Low to medium | | 0% | 35% | Low to medium |

Long Term Plan would normally invest in instruments with longer residual maturity and is suitable for investors with long term investment horizon. It is expected that the average maturity of the portfolio shall normally be between 1 month and 12 months and shall not exceed 1 year in case of Long Term Plan. The Plan would look to invest in fixed rate instruments of up to 5 years depending on the interest rate cycle and market conditions.

LT: If the Plan decides to invest in foreign securities, it is the intention of the Investment Manager that such investments will not, normally exceed 25% of the assets of the Plan. If the Plan decides to invest in securitized debt, it is the intention of the Investment Manager that such investments will not normally exceed 50% of the corpus of the Plan. The Plan shall under normal circumstances not have exposure of more than 50% of its net assets in derivative instruments. Investments in derivatives would be in accordance with the SEBI Regulations. Under normal circumstances, the Plan shall invest 65% or more of the net assets

Scheme Name	Investment Objective	Asset Allocation Pattern			Product Differentiation	Number of Folios as on 31 March, 2012	AUM as on 31 March, 2012 (Rs. in crores)																					
		<p>under the Plan in floating rate instruments and money market instruments. However, at all times the portfolio will adhere to the overall investment objective of the Scheme.</p> <p>HSBC Floating Rate Fund – Short Term Plan has been merged with HSBC Cash Fund and ceased to exist with effect from September 01, 2011. All requirements for changes in fundamental attributes, as per SEBI (Mutual Funds) Regulations, 1996, have been adhered to with respect to the merger.</p>																										
HSBC Cash Fund	<p>Aim is to provide reasonable returns, commensurate with low risk while providing a high level of liquidity, through a portfolio of money market and debt securities.</p> <p>However there can be no assurance that the scheme objective can be realised.</p>	<table border="1"> <thead> <tr> <th data-bbox="547 427 774 454">Instruments</th> <th colspan="2" data-bbox="782 427 959 472">Indicative Allocation (% of Net Assets)</th> <th data-bbox="967 427 1029 472">Risk Profile</th> </tr> <tr> <td data-bbox="547 477 774 504"></td> <th data-bbox="782 477 871 504">Minimum</th> <th data-bbox="874 477 959 504">Maximum</th> <td data-bbox="967 477 1029 504"></td> </tr> </thead> </table>	Instruments	Indicative Allocation (% of Net Assets)		Risk Profile		Minimum	Maximum		<table border="1"> <thead> <tr> <th data-bbox="782 427 959 472">Indicative Allocation (% of Net Assets)</th> <th data-bbox="967 427 1029 472">Risk Profile</th> </tr> <tr> <td data-bbox="782 477 871 504">0%</td> <td data-bbox="967 477 1029 504">Low to Medium</td> </tr> </thead> </table>	Indicative Allocation (% of Net Assets)	Risk Profile	0%	Low to Medium	<table border="1"> <thead> <tr> <th data-bbox="782 427 959 472">Indicative Allocation (% of Net Assets)</th> <th data-bbox="967 427 1029 472">Risk Profile</th> </tr> <tr> <td data-bbox="782 477 871 504">50%</td> <td data-bbox="967 477 1029 504">Low to Medium</td> </tr> </thead> </table>	Indicative Allocation (% of Net Assets)	Risk Profile	50%	Low to Medium	<table border="1"> <thead> <tr> <th data-bbox="782 427 959 472">Indicative Allocation (% of Net Assets)</th> <th data-bbox="967 427 1029 472">Risk Profile</th> </tr> <tr> <td data-bbox="782 477 871 504">100%</td> <td data-bbox="967 477 1029 504">Low to Medium</td> </tr> </thead> </table>	Indicative Allocation (% of Net Assets)	Risk Profile	100%	Low to Medium	<p>HCF is a liquid Scheme which invests upto 100% in debt and money market instruments with the average maturity of the portfolio being upto 91 days thereby differentiating it from other existing open-ended liquid Scheme of HSBC Mutual Fund.</p>	907	196.43
Instruments	Indicative Allocation (% of Net Assets)		Risk Profile																									
	Minimum	Maximum																										
Indicative Allocation (% of Net Assets)	Risk Profile																											
0%	Low to Medium																											
Indicative Allocation (% of Net Assets)	Risk Profile																											
50%	Low to Medium																											
Indicative Allocation (% of Net Assets)	Risk Profile																											
100%	Low to Medium																											
HSBC Flexi Debt Fund	<p>To deliver returns in the form of interest income and capital gains, along with high liquidity, commensurate with the current view on the markets and the interest rate cycle, through active investment in debt and money market instruments.</p>	<table border="1"> <thead> <tr> <th data-bbox="547 1364 774 1391">Instruments</th> <th colspan="2" data-bbox="782 1364 959 1408">Indicative Allocation (% of Net Assets)</th> <th data-bbox="967 1364 1029 1408">Risk Profile</th> </tr> <tr> <td data-bbox="547 1413 774 1440"></td> <th data-bbox="782 1413 871 1440">Minimum</th> <th data-bbox="874 1413 959 1440">Maximum</th> <td data-bbox="967 1413 1029 1440"></td> </tr> </thead> </table>	Instruments	Indicative Allocation (% of Net Assets)		Risk Profile		Minimum	Maximum		<table border="1"> <thead> <tr> <th data-bbox="782 1364 959 1408">Indicative Allocation (% of Net Assets)</th> <th data-bbox="967 1364 1029 1408">Risk Profile</th> </tr> <tr> <td data-bbox="782 1413 871 1440">0%</td> <td data-bbox="967 1413 1029 1440">Low to Medium</td> </tr> </thead> </table>	Indicative Allocation (% of Net Assets)	Risk Profile	0%	Low to Medium	<table border="1"> <thead> <tr> <th data-bbox="782 1364 959 1408">Indicative Allocation (% of Net Assets)</th> <th data-bbox="967 1364 1029 1408">Risk Profile</th> </tr> <tr> <td data-bbox="782 1413 871 1440">100%</td> <td data-bbox="967 1413 1029 1440">Low to Medium</td> </tr> </thead> </table>	Indicative Allocation (% of Net Assets)	Risk Profile	100%	Low to Medium	<p>If the Scheme decides to invest in securitised debt, it is the intention of the Investment Manager that such investments will not normally exceed 50% of the corpus of the Scheme and if the Scheme decides to invest in foreign securities in line with SEBI stipulation, it is the intention of the Investment Manager that such investments will not, normally exceed 30% of the assets of the Scheme. No investments shall be made in foreign securitised debt.</p> <p>The net notional exposure to derivative shall not be more than 75% of the net assets. Investments in derivatives would be in accordance with the SEBI Regulations.</p>	<p>HFDF invests across all classes of fixed income instruments with no cap or floor on maturity, duration or instrument type concentrations. This makes the Scheme different from other existing open-ended income / debt Schemes of HSBC Mutual Fund.</p>	496	165.17				
Instruments	Indicative Allocation (% of Net Assets)		Risk Profile																									
	Minimum	Maximum																										
Indicative Allocation (% of Net Assets)	Risk Profile																											
0%	Low to Medium																											
Indicative Allocation (% of Net Assets)	Risk Profile																											
100%	Low to Medium																											

Features	HSBC MIP – REGULAR PLAN (RP) and HSBC MIP – SAVINGS PLAN (SP)	HSBC INCOME FUND – SHORT TERM PLAN (ST) and HSBC INCOME FUND – INVESTMENT PLAN (IP)																																																									
Type	An open ended Fund with Regular and Savings Plan. Monthly income is not assured and is subject to the availability of distributable surplus.	An open-ended Income Scheme																																																									
Investment Objective	To seek generation of reasonable returns through investments in Debt and Money Market Instruments. The secondary objective of the scheme is to invest in equity and equity related instruments to seek capital appreciation.	To provide a reasonable income through a diversified portfolio of fixed income securities. The AMC's view of interest rate trends and the nature of the Plans will be reflected in the type and maturities of securities in which the Short Term and Investment Plans are invested.																																																									
Date of Inception	24 February, 2004	SHORT TERM PLAN (ST) 10 December, 2002	INVESTMENT PLAN (IP) 10 December, 2002																																																								
Asset Allocation Pattern	Please refer to page 2																																																										
Investment Strategy	The Scheme shall invest in Debt and Money Market Instruments and would seek to generate regular returns. The scheme may also invest in equity and equity related instruments to seek capital appreciation. The Scheme does not assure any returns.	The Short Term Plan will invest predominantly in debt and money market instruments where interest rate risk is low. The Investment Plan aims to provide investors with income, with appropriate liquidity, and therefore will invest in a mix of debt and money market instruments, over varying maturities. In the Short Term Plan, exposure to instruments bearing price risk will be controlled, such that the Plan offers an appropriate mix of liquidity and returns. In the Investment Plan, investments will be made mainly into debt instruments, with an appropriate allocation to money market instruments to maintain the overall liquidity of the portfolio.																																																									
Risk Profile	Mutual Fund units involve investment risks including the possible loss of principal. Please read the Combined SID carefully for details on risk factors before investment. Please refer to page 15 for the summarized scheme Specific Risk Factors under "Common features for all Schemes"																																																										
Risk Mitigation Factors	Risks & Description	Risk Mitigants / Management Strategy																																																									
	Interest Rate Risk : Value of holdings may fall as a result of movements in interest rate	Determination of duration bands based on extensive macro-economic analysis																																																									
	Country Risk : Risk on account of exposure to a single country	Issuer selection process based on external ratings as well as internal research																																																									
	Liquidity Risk : High impact costs	Maintaining exposure to cash/cash equivalents and highly liquid instruments																																																									
	Credit Risk : Risk on account of high exposure to a risk class	Issuer selection process based on external ratings as well as internal research																																																									
	Legal / Tax / Regulatory Risk : Risk on account of changes in regulations	This risk is something dependent upon a future event and will be clearly communicated to the investor																																																									
	Valuation Risk : Risk on account of incorrect valuation	Usage of third-party valuation agent																																																									
Plan / Options	Regular Plan and Savings Plan. Options : 1) Growth 2) Dividend	Options : Regular, Institutional & Institutional Plus	Options : Regular and Institutional																																																								
Sub-Options	Monthly & Quarterly Dividend Payout and Re-investment Option.	Growth & Dividend (Payout & Re-investment) Sub-Options. Weekly, Monthly Dividend Payout / Re-investment Option. Weekly dividend will be reinvested whereas an investor in Monthly Dividend can opt for Payout / Re-investment.	Growth & Dividend (Payout & Re-investment) Sub-Options. An investor in Quarterly Dividend can opt for Payout / Re-investment.																																																								
Dividend Frequency	Monthly and Quarterly or at such intervals as may be decided by the Trustees.	Weekly, Monthly or at such intervals as may be decided by the Trustees	Quarterly or at such intervals as may be decided by the Trustees.																																																								
Applicable NAV for ongoing Subscriptions and Redemptions (including switch ins / switch outs)	<ul style="list-style-type: none"> Where the valid application is received upto 3.00 p.m. with a local cheque or demand draft payable at par at the place where it is received, the closing NAV of the day of receipt of application will be applicable. Where the valid application is received after 3.00 p.m. with a local cheque or demand draft payable at par at the place where it is received, the closing NAV of the next Business Day will be applicable. Where the valid application is received with an outstation cheque or demand draft which is not payable on par at the place where it is received the closing NAV of day on which the cheque or demand draft is credited will be applicable. <p>However in respect of purchase of units in Income / Debt oriented schemes (other than HCF, HFRF - ST) with amount equal to or more than Rs. 1 crore, irrespective of the time of receipt of application, the closing NAV of the day on which the funds are available for utilisation shall be applicable.</p>																																																										
Load Structure (including SIP/STP where applicable)#	Entry Load* : Nil. Exit Load : Regular Plan & Savings Plan - 1% - if redeemed / switched out within 1 year from the date of investment.	Entry Load* : Nil. Exit Load : Regular, Institutional & Institutional Plus Options - 0.50% - if redeemed / switched out within 6 months from the date of investment.	Entry Load* : Nil. Exit Load : Regular & Institutional Options - 0.5% - if redeemed / switched out within 6 months from the date of investment.																																																								
	# The applicable exit loads (if any) at the time of allotment of the Schemes of HSBC Mutual Fund shall also be charged on investments made by all investors. No exit load shall be charged for units allotted under bonus/dividend reinvestment option. The exit loads set forth above is subject to change at the discretion of the AMC and such changes shall be implemented prospectively. Please refer "Load Structure" under Common Features of all Schemes on page 16. *In terms of SEBI circular no. SEBI/IMD/CIR No.4/ 168230/09 dated June 30, 2009, no entry load will be charged by the Scheme to the investor effective August 1, 2009. Upfront commission shall be paid directly by the investor to the AMFI registered Distributors based on the investors assessment of various factors including the service rendered by the distributors.																																																										
Waiver of load for Direct Application	Pursuant to SEBI Circular No. SEBI/IMD/CIR No. 4/168230/09 dated June 30, 2009, no Entry Load will be charged for all Mutual Fund Schemes. Therefore, the procedure for Waiver of Load for Direct Applications is no longer applicable.																																																										
Minimum Application / Repurchase / Additional Amount +	<table border="1"> <thead> <tr> <th rowspan="2">Option / Sub-option</th> <th colspan="3">SHORT TERM PLAN (ST)</th> <th colspan="4">INVESTMENT PLAN (IP)</th> </tr> <tr> <th>Purchase</th> <th>Additional Purchase</th> <th>Repurchase</th> <th>Option</th> <th>Purchase</th> <th>Additional Purchase</th> <th>Repurchase</th> <th>Option</th> <th>Purchase</th> <th>Additional Purchase</th> <th>Repurchase</th> </tr> </thead> <tbody> <tr> <td>Growth Option</td> <td>Rs. 10,000/- and multiples of Re. 1/- thereafter</td> <td>Rs. 1,000/- and multiples of Re. 1/- thereafter</td> <td>Rs. 1,000/- and multiples of Re. 1/- thereafter</td> <td>Regular</td> <td>Rs. 1,00,000 and multiples of Re. 1/- thereafter</td> <td>Rs. 1,000/- and multiples of Re. 1/- thereafter</td> <td>Rs. 1,000/- and multiples of Re. 1/- thereafter</td> <td>Regular</td> <td>Rs. 10,000 and multiples of Re. 1/- thereafter</td> <td>Rs. 1,000/- and multiples of Re. 1/- thereafter</td> <td>Rs. 1,000/- and multiples of Re. 1/- thereafter</td> </tr> <tr> <td>Quarterly Dividend</td> <td>Rs. 10,000/- and multiples of Re. 1/- thereafter</td> <td>Rs. 1,000/- and multiples of Re. 1/- thereafter</td> <td>Rs. 1,000/- and multiples of Re. 1/- thereafter</td> <td>Institutional</td> <td>Rs. 1 crore and multiples of Re. 1/- thereafter</td> <td>Rs. 10,000/- and multiples of Re. 1/- thereafter</td> <td>Rs. 1,000/- and multiples of Re. 1/- thereafter</td> <td>Institutional</td> <td>Rs.50,00,000 and multiples of Re. 1/- thereafter</td> <td>Rs.10,000/- and multiples of Re. 1/- thereafter</td> <td>Rs. 1,000/- and multiples of Re. 1/- thereafter</td> </tr> <tr> <td>Monthly Dividend</td> <td>Rs. 25,000/- and multiples of Re. 1/- thereafter</td> <td>Rs. 1,000/- and multiples of Re. 1/- thereafter</td> <td>Rs. 1,000/- and multiples of Re. 1/- thereafter</td> <td>Institutional Plus</td> <td>Rs. 5 crore and multiples of Re. 1/- thereafter</td> <td>Rs. 10,000/- and multiples of Re. 1/- thereafter</td> <td>Rs. 1,000/- and multiples of Re. 1/- thereafter</td> <td></td> <td></td> <td></td> <td></td> </tr> </tbody> </table>				Option / Sub-option	SHORT TERM PLAN (ST)			INVESTMENT PLAN (IP)				Purchase	Additional Purchase	Repurchase	Option	Purchase	Additional Purchase	Repurchase	Option	Purchase	Additional Purchase	Repurchase	Growth Option	Rs. 10,000/- and multiples of Re. 1/- thereafter	Rs. 1,000/- and multiples of Re. 1/- thereafter	Rs. 1,000/- and multiples of Re. 1/- thereafter	Regular	Rs. 1,00,000 and multiples of Re. 1/- thereafter	Rs. 1,000/- and multiples of Re. 1/- thereafter	Rs. 1,000/- and multiples of Re. 1/- thereafter	Regular	Rs. 10,000 and multiples of Re. 1/- thereafter	Rs. 1,000/- and multiples of Re. 1/- thereafter	Rs. 1,000/- and multiples of Re. 1/- thereafter	Quarterly Dividend	Rs. 10,000/- and multiples of Re. 1/- thereafter	Rs. 1,000/- and multiples of Re. 1/- thereafter	Rs. 1,000/- and multiples of Re. 1/- thereafter	Institutional	Rs. 1 crore and multiples of Re. 1/- thereafter	Rs. 10,000/- and multiples of Re. 1/- thereafter	Rs. 1,000/- and multiples of Re. 1/- thereafter	Institutional	Rs.50,00,000 and multiples of Re. 1/- thereafter	Rs.10,000/- and multiples of Re. 1/- thereafter	Rs. 1,000/- and multiples of Re. 1/- thereafter	Monthly Dividend	Rs. 25,000/- and multiples of Re. 1/- thereafter	Rs. 1,000/- and multiples of Re. 1/- thereafter	Rs. 1,000/- and multiples of Re. 1/- thereafter	Institutional Plus	Rs. 5 crore and multiples of Re. 1/- thereafter	Rs. 10,000/- and multiples of Re. 1/- thereafter	Rs. 1,000/- and multiples of Re. 1/- thereafter				
Option / Sub-option	SHORT TERM PLAN (ST)			INVESTMENT PLAN (IP)																																																							
	Purchase	Additional Purchase	Repurchase	Option	Purchase	Additional Purchase	Repurchase	Option	Purchase	Additional Purchase	Repurchase																																																
Growth Option	Rs. 10,000/- and multiples of Re. 1/- thereafter	Rs. 1,000/- and multiples of Re. 1/- thereafter	Rs. 1,000/- and multiples of Re. 1/- thereafter	Regular	Rs. 1,00,000 and multiples of Re. 1/- thereafter	Rs. 1,000/- and multiples of Re. 1/- thereafter	Rs. 1,000/- and multiples of Re. 1/- thereafter	Regular	Rs. 10,000 and multiples of Re. 1/- thereafter	Rs. 1,000/- and multiples of Re. 1/- thereafter	Rs. 1,000/- and multiples of Re. 1/- thereafter																																																
Quarterly Dividend	Rs. 10,000/- and multiples of Re. 1/- thereafter	Rs. 1,000/- and multiples of Re. 1/- thereafter	Rs. 1,000/- and multiples of Re. 1/- thereafter	Institutional	Rs. 1 crore and multiples of Re. 1/- thereafter	Rs. 10,000/- and multiples of Re. 1/- thereafter	Rs. 1,000/- and multiples of Re. 1/- thereafter	Institutional	Rs.50,00,000 and multiples of Re. 1/- thereafter	Rs.10,000/- and multiples of Re. 1/- thereafter	Rs. 1,000/- and multiples of Re. 1/- thereafter																																																
Monthly Dividend	Rs. 25,000/- and multiples of Re. 1/- thereafter	Rs. 1,000/- and multiples of Re. 1/- thereafter	Rs. 1,000/- and multiples of Re. 1/- thereafter	Institutional Plus	Rs. 5 crore and multiples of Re. 1/- thereafter	Rs. 10,000/- and multiples of Re. 1/- thereafter	Rs. 1,000/- and multiples of Re. 1/- thereafter																																																				
	+The requirement of minimum subscription amount will not be applicable in case of SIP for scheme(s) where SIP facility is available. Refer Combined SID / Addendums thereto for further details.																																																										

Features	HSBC MIP – REGULAR PLAN (RP) and HSBC MIP – SAVINGS PLAN (SP)		HSBC INCOME FUND – SHORT TERM PLAN (ST) and HSBC INCOME FUND – INVESTMENT PLAN (IP)				
			SHORT TERM PLAN (ST)		INVESTMENT PLAN (IP)		
Despatch of Redemption Request	Within 10 working days of the receipt of the valid redemption request at the Official Points of Acceptance of Transactions of the Registrar and the AMC. The Fund would endeavour to dispatch redemption proceeds within 1 Business Day under normal circumstances on receiving a valid request.						
Fund Managers	Aditya Khemani (for equity portion) Sanjay Shah & Ruchir Parekh (for Fixed income portion)		Ruchir Parekh & Sanjay Shah		Ruchir Parekh & Sanjay Shah		
Benchmark Index	CRISIL MIP Blended Index		CRISIL Short Term Bond Fund Index		CRISIL Composite Bond Fund Index		
Dividend Policy	Declaration of dividend is subject to the availability of distributable surplus. Such dividends if declared will be paid under normal circumstances, only to those Unitholders who have opted for Dividend sub-options with specified sub-options. Further, no exit load shall be charged for units allotted under dividend reinvestment option. However, it must be distinctly understood that the actual declaration of dividends under the Scheme and the frequency thereof will, inter alia, depend upon the distributable surplus of the Scheme. The Trustees reserve the right of dividend declaration and to change the frequency, date of declaration and the decision of the Trustees in this regard shall be final. There is no assurance or guarantee to unit holders as to the rate of dividend distribution nor that the dividend will be regularly paid. The dividend that may be paid out of the net surplus of the Scheme will be paid only to those Unitholders whose names appear in the register of Unitholders on the notified record date. The dividend will be at such rate as may be decided by the AMC in consultation with the Trustees.						
Performance of the Scheme*							
Compounded Annualised Returns ^ (As on 30 March, 2012)		Regular Plan	Savings Plan		Short Term Plan	Investment Plan	
	Return for last 1 year	5.66%	5.66%	Return for last 1 year	8.52%	Return for last 1 year	8.95%
	Benchmark returns for last 1 year	5.36%	5.36%	Benchmark returns for last 1 year	8.30%	Benchmark returns for last 1 year	7.67%
	Return for last 3 years	8.24%	10.57%	Return for last 3 years	6.50%	Return for last 3 years	7.40%
	Benchmark returns for last 3 years	8.58%	8.58%	Benchmark returns for last 3 years	6.45%	Benchmark returns for last 3 years	6.08%
	Return for last 5 years	7.89%	9.08%	Return for last 5 years	7.66%	Return for last 5 years	8.22%
Benchmark returns for last 5 years	7.35%	7.35%	Benchmark returns for last 5 years	7.56%	Benchmark returns for last 5 years	6.74%	
Returns since inception	7.48%	9.11%	Returns since inception	6.47%	Returns since inception	6.72%	
Benchmark returns since inception	6.96%	6.96%	Benchmark returns since inception	6.15%	Benchmark returns since inception	5.50%	
<div style="display: flex; justify-content: space-around;"> <div style="width: 45%;"> <p style="text-align: center;">Absolute Returns</p> <p style="text-align: center;">Absolute Returns</p> </div> <div style="width: 45%;"> <p style="text-align: center;">Absolute Returns</p> <p style="text-align: center;">Absolute Returns</p> </div> </div>							
<p>*Past performance may or may not be sustained in the future. ^ Returns for 1 year & above are Compounded Annualised. Calculations are based on Growth Option NAVs. Since inception returns are calculated on Rs. 10 invested at inception. For disclosures on point to point returns on a standard investment of Rs 10,000/- & other related performance disclosures, please refer to page No. 11 to 14.</p>							
Recurring Expenses	Actual Expenses for the previous financial year ended March 31, 2012						
	Regular	Savings	Regular	Institutional	Institutional Plus	Regular	
Total Expenses (Rs.)	34,065,133.23	90,738,561.70	Total Expenses (Rs.)	40,009,000.37	2,721,302.85	Total Expenses (Rs.)	4,326,383.26
% to Net Assets	2.16	2.01	% to Net Assets	1.00	0.70	% to Net Assets	1.85
<ul style="list-style-type: none"> First Rs. 100 crores % of the average daily net assets : 2.25 Next Rs. 300 crores % of the average daily net assets : 1.75 			<ul style="list-style-type: none"> Next Rs. 300 crores % of the average daily net assets : 2.00 Balance : 1.50 				

Features	HSBC ULTRA SHORT TERM BOND FUND	HSBC GILT FUND																									
Type	An open ended Debt Scheme	An Open-ended Gilt Scheme																									
Investment Objective	Seeks to provide liquidity and reasonable returns by investing primarily in a mix of short term debt and money market instruments.	Aims to generate reasonable returns through investments in Government Securities of various maturities. The AMC's view of interest rate trends and the nature of the plans will be reflected in the maturities of securities in which the Plans are invested.																									
Date of Inception	17 October, 2006	5 December, 2003																									
Asset Allocation Pattern	Please refer to page 3																										
Investment Strategy	The aim of the Investment Manager will be to allocate the assets of the Scheme between various money market and fixed income securities (predominantly short duration instruments) with the objective of providing liquidity and achieving optimal returns with the surplus funds. Since providing liquidity is of paramount importance, the focus will be to ensure liquidity while seeking to maximise the yield. An appropriate mix of money market and debt instruments will be used to achieve this. Liquidity will be maintained through a combination of cash, reverse repo, daily put/call MIBOR papers and liquid CPs/CDs of strong credits. As compared to a liquid fund, the higher portfolio maturity would mean higher allocation to 6-12 months instruments and a mix of structured credits in the 1 year segment as well as moving down the credit curve to improve yield. The fund could run a mark to market component slightly higher than a liquid fund (whose regulatory maximum is 10%) but sharply lower than an STP (in the region of 40-60%).	HGF shall invest in Government Securities which shall provide reasonable returns generally construed to be without any Credit Risk. It may also invest in repos / reverse repos in such securities, as and when permitted by RBI. The Scheme will endeavour to invest mainly in securities issued by Government of India and the State Governments which issue these securities to raise finance to meet their Revenue and Capital expenditure. The Government Securities market is a liquid market in India and provides an avenue for investment where risk is generally lower than that in corporate bonds. The Scheme will provide an opportunity to retail investors to invest in Government Securities.																									
Risk Profile	Mutual Fund units involve investment risks including the possible loss of principal. Please read the Combined SID carefully for details on risk factors before investment. Please refer to page 15 for the summarized scheme Specific Risk Factors under "Common features for all Schemes"																										
Risk Mitigation Factors	<table border="1"> <thead> <tr> <th>Risks & Description</th> <th>Risk Mitigants / Management Strategy</th> </tr> </thead> <tbody> <tr> <td>Interest Rate Risk : Value of holdings may fall as a result of movements in interest rate</td> <td>Determination of duration bands based on extensive macro-economic analysis</td> </tr> <tr> <td>Country Risk : Risk on account of exposure to a single country</td> <td>Issuer selection process based on external ratings as well as internal research</td> </tr> <tr> <td>Liquidity Risk : High impact costs</td> <td>Maintaining exposure to cash/cash equivalents and highly liquid instruments</td> </tr> <tr> <td>Credit Risk : Risk on account of high exposure to a risk class</td> <td>Issuer selection process based on external ratings as well as internal research</td> </tr> <tr> <td>Legal / Tax / Regulatory Risk : Risk on account of changes in regulations</td> <td>This risk is something dependent upon a future event and will be clearly communicated to the investor</td> </tr> <tr> <td>Valuation Risk : Risk on account of incorrect valuation</td> <td>Usage of third-party valuation agent</td> </tr> </tbody> </table>	Risks & Description	Risk Mitigants / Management Strategy	Interest Rate Risk : Value of holdings may fall as a result of movements in interest rate	Determination of duration bands based on extensive macro-economic analysis	Country Risk : Risk on account of exposure to a single country	Issuer selection process based on external ratings as well as internal research	Liquidity Risk : High impact costs	Maintaining exposure to cash/cash equivalents and highly liquid instruments	Credit Risk : Risk on account of high exposure to a risk class	Issuer selection process based on external ratings as well as internal research	Legal / Tax / Regulatory Risk : Risk on account of changes in regulations	This risk is something dependent upon a future event and will be clearly communicated to the investor	Valuation Risk : Risk on account of incorrect valuation	Usage of third-party valuation agent												
Risks & Description	Risk Mitigants / Management Strategy																										
Interest Rate Risk : Value of holdings may fall as a result of movements in interest rate	Determination of duration bands based on extensive macro-economic analysis																										
Country Risk : Risk on account of exposure to a single country	Issuer selection process based on external ratings as well as internal research																										
Liquidity Risk : High impact costs	Maintaining exposure to cash/cash equivalents and highly liquid instruments																										
Credit Risk : Risk on account of high exposure to a risk class	Issuer selection process based on external ratings as well as internal research																										
Legal / Tax / Regulatory Risk : Risk on account of changes in regulations	This risk is something dependent upon a future event and will be clearly communicated to the investor																										
Valuation Risk : Risk on account of incorrect valuation	Usage of third-party valuation agent																										
Plan / Options	Options : Regular, Institutional & Institutional Plus	—																									
Sub-Options	Regular : Growth, Daily & Weekly Dividend Re-investment Options. Institutional & Institutional Plus : Growth Daily, Weekly & Monthly Dividend Options. Daily & Weekly dividend will be Re-invested whereas an investor in Monthly Dividend can opt for Payout / Re-investment.	Growth, Weekly and Monthly Dividend Option. Weekly dividend will be reinvested whereas an investor in Monthly Dividend can opt for Payout / Re-investment.																									
Dividend Frequency	Regular Option : Daily, Weekly or such intervals as may be decided by the Trustees. Institutional & Institutional Plus : Daily, Weekly, Monthly or such intervals as may be decided by the Trustees.	Weekly, Monthly or at such intervals as may be decided by the Trustees																									
Applicable NAV for ongoing Subscriptions and Redemptions (including switch ins / switch outs)	<ul style="list-style-type: none"> Where the valid application is received upto 3.00 p.m. with a local cheque or demand draft payable at par at the place where it is received, the closing NAV of the day of receipt of application will be applicable. Where the valid application is received after 3.00 p.m. with a local cheque or demand draft payable at par at the place where it is received, the closing NAV of the next Business Day will be applicable. Where the valid application is received with an outstation cheque or demand draft which is not payable on par at the place where it is received the closing NAV of day on which the cheque or demand draft is credited will be applicable. <p>However in respect of purchase of units in Income / Debt oriented schemes (other than HCF, HFRF - ST) with amount equal to or more than Rs. 1 crore, irrespective of the time of receipt of application, the closing NAV of the day on which the funds are available for utilisation shall be applicable.</p>																										
Load Structure (including SIP/STP where applicable)#	<p>Entry Load* : Nil. Exit Load - 0.25% - if redeemed / switched out within 15 days from the date of allotment (including SIP/STP).</p> <p># The applicable exit loads (if any) at the time of allotment of the Schemes of HSBC Mutual Fund shall also be charged on investments made by all investors. No exit load shall be charged for units allotted under bonus/dividend reinvestment option. The exit loads set forth above is subject to change at the discretion of the AMC and such changes shall be implemented prospectively. Please refer "Load Structure" under Common Features of all Schemes on page 16. *In terms of SEBI circular no. SEBI/IMD/CIR No.4/ 168230/09 dated June 30, 2009, no entry load will be charged by the Scheme to the investor effective August 1, 2009. Upfront commission shall be paid directly by the investor to the AMFI registered Distributors based on the investors assessment of various factors including the service rendered by the distributors.</p>	<p>Entry Load* : Nil. Exit Load : 0.5% if redeemed / switched out with 6 months from date of investment.</p>																									
Waiver of load for Direct Application	Pursuant to SEBI Circular No. SEBI/IMD/CIR No. 4/168230/09 dated June 30, 2009, no Entry Load will be charged for all Mutual Fund Schemes. Therefore, the procedure for Waiver of Load for Direct Applications is no longer applicable.																										
Minimum Application / Repurchase / Additional Amount +	<table border="1"> <thead> <tr> <th>Option</th> <th>Purchase</th> <th>Additional Purchase</th> <th>Repurchase</th> <th>Purchase</th> <th>Additional Purchase</th> <th>Repurchase</th> </tr> </thead> <tbody> <tr> <td>Regular</td> <td>Rs. 10,000 and multiples of Re. 1/- thereafter</td> <td>Rs. 1,000/- and multiples of Re. 1/- thereafter</td> <td>Rs. 1,000/- and multiples of Re. 1/- thereafter</td> <td>Rs. 10,000/- and multiples of Rs. 1/- thereafter</td> <td>Rs. 1,000/- and multiples of Re. 1/- thereafter</td> <td>Rs. 1,000/- and multiples of Re. 1/- thereafter</td> </tr> <tr> <td>Institutional</td> <td>Rs. 50,00,000 and multiples of Re. 1/- thereafter</td> <td>Rs. 10,000/- and multiples of Re. 1/- thereafter</td> <td>Rs. 1,000/- and multiples of Re. 1/- thereafter</td> <td rowspan="2">Rs. 10,000/- and multiples of Rs. 1/- thereafter</td> <td rowspan="2">Rs. 1,000/- and multiples of Re. 1/- thereafter</td> <td rowspan="2">Rs. 1,000/- and multiples of Re. 1/- thereafter</td> </tr> <tr> <td>Institutional Plus</td> <td>Rs. 5,00,00,000 and multiples of Re. 1/- thereafter</td> <td>Rs. 10,000/- and multiples of Re. 1/- thereafter</td> <td>Rs. 1,000/- and multiples of Re. 1/- thereafter</td> </tr> </tbody> </table> <p>+ The requirement of minimum subscription amount will not be applicable in case of SIP for scheme(s) where SIP facility is available. Refer Combined SID / Addendums thereto for further details.</p>	Option	Purchase	Additional Purchase	Repurchase	Purchase	Additional Purchase	Repurchase	Regular	Rs. 10,000 and multiples of Re. 1/- thereafter	Rs. 1,000/- and multiples of Re. 1/- thereafter	Rs. 1,000/- and multiples of Re. 1/- thereafter	Rs. 10,000/- and multiples of Rs. 1/- thereafter	Rs. 1,000/- and multiples of Re. 1/- thereafter	Rs. 1,000/- and multiples of Re. 1/- thereafter	Institutional	Rs. 50,00,000 and multiples of Re. 1/- thereafter	Rs. 10,000/- and multiples of Re. 1/- thereafter	Rs. 1,000/- and multiples of Re. 1/- thereafter	Rs. 10,000/- and multiples of Rs. 1/- thereafter	Rs. 1,000/- and multiples of Re. 1/- thereafter	Rs. 1,000/- and multiples of Re. 1/- thereafter	Institutional Plus	Rs. 5,00,00,000 and multiples of Re. 1/- thereafter	Rs. 10,000/- and multiples of Re. 1/- thereafter	Rs. 1,000/- and multiples of Re. 1/- thereafter	
Option	Purchase	Additional Purchase	Repurchase	Purchase	Additional Purchase	Repurchase																					
Regular	Rs. 10,000 and multiples of Re. 1/- thereafter	Rs. 1,000/- and multiples of Re. 1/- thereafter	Rs. 1,000/- and multiples of Re. 1/- thereafter	Rs. 10,000/- and multiples of Rs. 1/- thereafter	Rs. 1,000/- and multiples of Re. 1/- thereafter	Rs. 1,000/- and multiples of Re. 1/- thereafter																					
Institutional	Rs. 50,00,000 and multiples of Re. 1/- thereafter	Rs. 10,000/- and multiples of Re. 1/- thereafter	Rs. 1,000/- and multiples of Re. 1/- thereafter	Rs. 10,000/- and multiples of Rs. 1/- thereafter	Rs. 1,000/- and multiples of Re. 1/- thereafter	Rs. 1,000/- and multiples of Re. 1/- thereafter																					
Institutional Plus	Rs. 5,00,00,000 and multiples of Re. 1/- thereafter	Rs. 10,000/- and multiples of Re. 1/- thereafter	Rs. 1,000/- and multiples of Re. 1/- thereafter																								
Despatch of Redemption Request	Within 10 working days of the receipt of the valid redemption request at the Official Points of Acceptance of Transactions of the Registrar and the AMC. The Fund would endeavour to dispatch redemption proceeds within 1 Business Day under normal circumstances on receiving a valid request.																										
Fund Manager	Sanjay Shah & Kedar Karnik	Sanjay Shah																									
Benchmark Index	CRISIL Liquid Fund Index - 90% & CRISIL Short Term Bond Fund Index - 10%	I Sec Composite Index																									

Features	HSBC ULTRA SHORT TERM BOND FUND	HSBC GILT FUND																																				
Dividend Policy	Declaration of dividend is subject to the availability of distributable surplus. Such dividends if declared will be paid under normal circumstances, only to those Unitholders who have opted for Dividend sub-options with specified sub-options. Further, no exit load shall be charged for units allotted under dividend reinvestment option. However, it must be distinctly understood that the actual declaration of dividends under the Scheme and the frequency thereof will, inter alia, depend upon the distributable surplus of the Scheme. The Trustees reserve the right of dividend declaration and to change the frequency, date of declaration and the decision of the Trustees in this regard shall be final. There is no assurance or guarantee to unit holders as to the rate of dividend distribution nor that the dividend will be regularly paid. The dividend that may be paid out of the net surplus of the Scheme will be paid only to those Unitholders whose names appear in the register of Unitholders on the notified record date. The dividend will be at such rate as may be decided by the AMC in consultation with the Trustees.																																					
Performance of the Scheme*	<table border="1"> <tr> <td>Return for last 1 year</td> <td>7.34%</td> </tr> <tr> <td>Benchmark returns for last 1 year</td> <td>8.43%</td> </tr> <tr> <td>Return for last 3 years</td> <td>5.36%</td> </tr> <tr> <td>Benchmark returns for last 3 years</td> <td>6.14%</td> </tr> <tr> <td>Return for last 5 years</td> <td>6.46%</td> </tr> <tr> <td>Benchmark returns for last 5 years</td> <td>6.98%</td> </tr> <tr> <td>Returns since inception</td> <td>6.60%</td> </tr> <tr> <td>Benchmark returns since inception</td> <td>6.93%</td> </tr> </table>	Return for last 1 year	7.34%	Benchmark returns for last 1 year	8.43%	Return for last 3 years	5.36%	Benchmark returns for last 3 years	6.14%	Return for last 5 years	6.46%	Benchmark returns for last 5 years	6.98%	Returns since inception	6.60%	Benchmark returns since inception	6.93%	<table border="1"> <tr> <td>Return for last 1 year</td> <td>8.19%</td> </tr> <tr> <td>Benchmark returns for last 1 year</td> <td>6.77%</td> </tr> <tr> <td>Return for last 3 years</td> <td>7.97%</td> </tr> <tr> <td>Benchmark returns for last 3 years</td> <td>5.86%</td> </tr> <tr> <td>Return for last 5 years</td> <td>3.84%</td> </tr> <tr> <td>Benchmark returns for last 5 years</td> <td>7.88%</td> </tr> <tr> <td>Returns since inception</td> <td>3.69%</td> </tr> <tr> <td>Benchmark returns since inception</td> <td>6.20%</td> </tr> </table>	Return for last 1 year	8.19%	Benchmark returns for last 1 year	6.77%	Return for last 3 years	7.97%	Benchmark returns for last 3 years	5.86%	Return for last 5 years	3.84%	Benchmark returns for last 5 years	7.88%	Returns since inception	3.69%	Benchmark returns since inception	6.20%				
Return for last 1 year	7.34%																																					
Benchmark returns for last 1 year	8.43%																																					
Return for last 3 years	5.36%																																					
Benchmark returns for last 3 years	6.14%																																					
Return for last 5 years	6.46%																																					
Benchmark returns for last 5 years	6.98%																																					
Returns since inception	6.60%																																					
Benchmark returns since inception	6.93%																																					
Return for last 1 year	8.19%																																					
Benchmark returns for last 1 year	6.77%																																					
Return for last 3 years	7.97%																																					
Benchmark returns for last 3 years	5.86%																																					
Return for last 5 years	3.84%																																					
Benchmark returns for last 5 years	7.88%																																					
Returns since inception	3.69%																																					
Benchmark returns since inception	6.20%																																					
Compounded Annualised Returns ^ (As on 30 March, 2012)	<p>^^ The Benchmark for HUSBF has been revised from CRISIL Liquid Fund Index to a Composite of CRISIL Liquid Fund Index and CRISIL Short Term Bond Fund Index with weightage of 90% and 10% respectively w.e.f. May 8, 2009.</p>																																					
	<p>Absolute Returns</p> <table border="1"> <caption>Absolute Returns Data</caption> <thead> <tr> <th>Period</th> <th>HUSBF (Regular Growth)</th> <th>Composite Index^^</th> </tr> </thead> <tbody> <tr> <td>Apr. 11 - Mar. 12</td> <td>7.34</td> <td>8.40</td> </tr> <tr> <td>Apr. 10 - Mar. 11</td> <td>5.03</td> <td>6.09</td> </tr> <tr> <td>Apr. 09 - Mar. 10</td> <td>3.74</td> <td>3.93</td> </tr> <tr> <td>Apr. 08 - Mar. 09</td> <td>1.62</td> <td>2.06</td> </tr> <tr> <td>Apr. 07 - Mar. 08</td> <td>8.38</td> <td>7.45</td> </tr> </tbody> </table>	Period	HUSBF (Regular Growth)	Composite Index^^	Apr. 11 - Mar. 12	7.34	8.40	Apr. 10 - Mar. 11	5.03	6.09	Apr. 09 - Mar. 10	3.74	3.93	Apr. 08 - Mar. 09	1.62	2.06	Apr. 07 - Mar. 08	8.38	7.45	<p>Absolute Returns</p> <table border="1"> <caption>Absolute Returns Data</caption> <thead> <tr> <th>Period</th> <th>HGF - Growth</th> <th>I Sec Composite Index</th> </tr> </thead> <tbody> <tr> <td>Apr. 11 - Mar. 12</td> <td>8.18</td> <td>6.77</td> </tr> <tr> <td>Apr. 10 - Mar. 11</td> <td>7.81</td> <td>6.41</td> </tr> <tr> <td>Apr. 09 - Mar. 10</td> <td>7.57</td> <td>4.42</td> </tr> <tr> <td>Apr. 08 - Mar. 09</td> <td>-11.58</td> <td>-5.67</td> </tr> <tr> <td>Apr. 07 - Mar. 08</td> <td>4.23</td> <td>9.00</td> </tr> </tbody> </table>	Period	HGF - Growth	I Sec Composite Index	Apr. 11 - Mar. 12	8.18	6.77	Apr. 10 - Mar. 11	7.81	6.41	Apr. 09 - Mar. 10	7.57	4.42	Apr. 08 - Mar. 09	-11.58	-5.67	Apr. 07 - Mar. 08	4.23	9.00
Period	HUSBF (Regular Growth)	Composite Index^^																																				
Apr. 11 - Mar. 12	7.34	8.40																																				
Apr. 10 - Mar. 11	5.03	6.09																																				
Apr. 09 - Mar. 10	3.74	3.93																																				
Apr. 08 - Mar. 09	1.62	2.06																																				
Apr. 07 - Mar. 08	8.38	7.45																																				
Period	HGF - Growth	I Sec Composite Index																																				
Apr. 11 - Mar. 12	8.18	6.77																																				
Apr. 10 - Mar. 11	7.81	6.41																																				
Apr. 09 - Mar. 10	7.57	4.42																																				
Apr. 08 - Mar. 09	-11.58	-5.67																																				
Apr. 07 - Mar. 08	4.23	9.00																																				
	<p>*Past performance may or may not be sustained in the future. ^ Returns for 1 year & above are Compounded Annualised. Calculations are based on Growth Option NAVs. Since inception returns are calculated on Rs. 10 invested at inception. For disclosures on point to point returns on a standard investment of Rs 10,000/- & other related performance disclosures, please refer to page No. 11 to 14.</p>																																					
Recurring Expenses	<p>Actual Expenses for the previous financial year ended March 31, 2012</p> <table border="1"> <thead> <tr> <th>Plan</th> <th>Regular</th> <th>Institutional</th> <th>Institutional Plus</th> <th>Total Expenses (Rs.)</th> <th>% to Net Assets</th> </tr> </thead> <tbody> <tr> <td>Total Expenses (Rs.)</td> <td>8,619,617.08</td> <td>1,382,210.53</td> <td>1,161,716.21</td> <td>72,385.49</td> <td>0.75</td> </tr> <tr> <td>% to Net Assets</td> <td>1.30</td> <td>1.05</td> <td>0.40</td> <td></td> <td></td> </tr> </tbody> </table> <ul style="list-style-type: none"> First Rs. 100 crores % of the average daily net assets : 2.25 Next Rs. 300 crores % of the average daily net assets : 1.75 Next Rs. 300 crores % of the average daily net assets : 2.00 Balance : 1.50 		Plan	Regular	Institutional	Institutional Plus	Total Expenses (Rs.)	% to Net Assets	Total Expenses (Rs.)	8,619,617.08	1,382,210.53	1,161,716.21	72,385.49	0.75	% to Net Assets	1.30	1.05	0.40																				
Plan	Regular	Institutional	Institutional Plus	Total Expenses (Rs.)	% to Net Assets																																	
Total Expenses (Rs.)	8,619,617.08	1,382,210.53	1,161,716.21	72,385.49	0.75																																	
% to Net Assets	1.30	1.05	0.40																																			

Features	HSBC FLOATING RATE FUND – LONG TERM PLAN (LT)	HSBC CASH FUND	HSBC FLEXI DEBT FUND
Type	An open ended Income Scheme	An open-ended Liquid Scheme	An open-ended Debt Scheme
Investment Objective	Seeks to generate reasonable return with commensurate risk from a portfolio comprised of floating rate debt instruments and fixed rate debt instruments swapped for floating rate returns. The scheme may also invest in fixed rate money market and debt instruments. There can be no assurance that the Scheme objective can be realised.	Aim is to provide reasonable returns, commensurate with low risk while providing a high level of liquidity, through a portfolio of money market and debt securities. However there can be no assurance that the scheme objective can be realised.	To deliver returns in the form of interest income and capital gains, along with high liquidity, commensurate with the current view on the markets and the interest rate cycle, through active investment in debt and money market instruments.
Date of Inception	16 November, 2004	4 December, 2002	5 October, 2007
Asset Allocation Pattern	Please refer to page 3	Please refer to page 4	Please refer to page 4
Investment Strategy	The Scheme shall invest in floating rate debt and Money Market Instruments, other debt and money market instruments and cash and cash equivalents such as reverse repos. The Scheme would seek to generate reasonable returns. Floating rate instruments are instruments where interest rate is linked to a benchmark (such as MIBOR, 1 year, G-sec etc.). In general, floating rate instruments provide higher returns in the event the benchmark interest rate moves up as repricing of instrument happens at higher rate. However if the benchmark interest rate moves down then returns on the floating rate instrument will be lower.	Since providing liquidity is of paramount importance, the focus will be to ensure liquidity while seeking to maximise the yield. An appropriate mix of money market and debt instruments will be used to achieve this. The Fund may invest a part of the portfolio in various debt securities issued by corporates and / or State and Central Government.	The Scheme can invest across all classes of fixed income instruments. There will be no cap or floor on maturity, duration or instrument type concentrations. The Fund Manager, depending on the interest rates view has the flexibility to allocate the funds in any fixed income instrument and endeavour to provide yields in line with the current market scenario. The Fund aims to optimise returns for the investors by designing a portfolio, which will dynamically track interest rate movements in the short term by reducing duration in a rising rate environment while increasing duration in a falling interest rate environment. The investment strategy would revolve around structuring the portfolio with an aim to capture positive price movements and minimise the impact of adverse price movements.
Risk Profile	Mutual Fund units involve investment risks including the possible loss of principal. Please read the Combined SID carefully for details on risk factors before investment. Please refer to page 15 for the summarized scheme Specific Risk Factors under "Common features for all Schemes"		
Risk Mitigation Factors	<p>Risks & Description</p> <ul style="list-style-type: none"> Interest Rate Risk : Value of holdings may fall as a result of movements in interest rate Country Risk : Risk on account of exposure to a single country Liquidity Risk : High impact costs Credit Risk : Risk on account of high exposure to a risk class Legal / Tax / Regulatory Risk : Risk on account of changes in regulations Valuation Risk : Risk on account of incorrect valuation 	<p>Risk Mitigants / Management Strategy</p> <ul style="list-style-type: none"> Determination of duration bands based on extensive macro-economic analysis Issuer selection process based on external ratings as well as internal research Maintaining exposure to cash/cash equivalents and highly liquid instruments Issuer selection process based on external ratings as well as internal research This risk is something dependent upon a future event and will be clearly communicated to the investor Usage of third-party valuation agent 	
Plan / Options	Plan : LT Options : Regular & Institutional	Options : Regular, Institutional and Institutional Plus	Options : Regular & Institutional

Features	HSBC FLOATING RATE FUND – LONG TERM PLAN (LT)	HSBC CASH FUND	HSBC FLEXI DEBT FUND																																																							
Sub-Options	Regular : Weekly, Monthly Dividend and Growth Sub-options. Institutional : Weekly, Fortnightly & Monthly Dividend and Growth Sub-options. Weekly & Fortnightly Dividend will be reinvested whereas an investor in Monthly Dividend Option can opt for Payout / Re-investment. However, w.e.f. March 17, 2009, weekly dividend in Institutional option will have dividend payout and reinvestment facility. Provided, the unit holders are requested to note that payout of weekly dividend in the said option is applicable only when the dividend amount is equal to or more than Rs. 1,00,000, otherwise the dividend amount will be reinvested.	Regular : Daily Dividend Re-investment, Weekly Dividend Re-investment and Growth sub-options. Institutional and Institutional Plus : Daily, Weekly & Monthly Dividend and Growth sub-options. Daily & Weekly Dividend will be Reinvested whereas an investor in Monthly Dividend Option can opt for Payout / Re-investment.	Regular & Institutional : Fortnightly, Monthly, Quarterly & Half Yearly Dividend (Payout / Re-investment) and Growth Sub-options. Fortnightly Dividend will be reinvested whereas investors in Monthly, Quarterly & Half Yearly Dividend can opt for Payout / Re-investment.																																																							
Dividend Frequency	Daily, Weekly, Fortnightly & Monthly dividends or at such intervals as may be decided by the Trustees.	Regular : Daily, Weekly or such intervals as may be decided by the Trustees. Institutional and Institutional Plus : Daily, Weekly and Monthly or at such intervals as may be decided by the Trustees.	Regular : Fortnightly, Monthly, Quarterly & Half Yearly or at such intervals as may be decided by the Trustees. Institutional : Fortnightly, Monthly, Quarterly & Half Yearly or at such intervals as may be decided by the Trustees.																																																							
Applicable NAV for ongoing Subscriptions and Redemptions (including switch ins / switch outs)	<p>Purchases including switch ins :</p> <ul style="list-style-type: none"> In respect of valid subscription requests received upto 3 p.m. by the Mutual Fund, the closing NAV of the day on which the request is received shall be applicable. In respect of valid subscription requests received after 3 p.m. by the Mutual Fund, the closing NAV of the next Business Day shall be applicable. <p>Redemptions including switch outs :</p> <ul style="list-style-type: none"> In respect of valid redemption requests received upto 3 p.m. by the Mutual Fund, the closing NAV of the day on which the request is received shall be applicable. In respect of valid redemption requests received after 3 p.m. by the Mutual Fund, the closing NAV of the next Business Day shall be applicable. 	<p>Please refer † Note on page 10.</p> <p>Please refer † Note on page 10.</p>	<p>Purchases including switch ins :</p> <ul style="list-style-type: none"> In respect of valid subscription requests received upto 3 p.m., the closing NAV of the day on which the request is received shall be applicable. In respect of valid subscription requests received after 3 p.m., the closing NAV of the next Business Day shall be applicable. <p>Redemptions including switch-outs :</p> <ul style="list-style-type: none"> In respect of valid redemption requests received upto 3 p.m., the closing NAV of the day on which the request is received shall be applicable. In respect of valid redemption requests received after 3 p.m., the closing NAV of the next Business Day shall be applicable. 																																																							
	<p>However in respect of purchase of units in Income / Debt oriented schemes (other than HCF) with amount equal to or more than Rs. 1 crore, irrespective of the time of receipt of application, the closing NAV of the day on which the funds are available for utilisation shall be applicable. Where the application is received with on outstation cheque or demand draft which is not payable on par at the place where it is received the closing NAV of the day on which the cheque or demand draft is credited will be applicable.</p> <p>Explanation : 'Business Day' does not include a day on which the money markets are closed or otherwise not accessible.</p>																																																									
Load Structure (including SIP/STP where applicable)#	<p>Entry Load* : Nil. Exit Load : Regular & Institutional Options - Nil</p>	<p>Entry Load* : Nil. Exit Load : Nil</p>	<p>Entry Load* : Nil. Exit Load : Regular & Institutional Options - 0.50% - if redeemed / switched out within 6 months from the date of investment.</p>																																																							
	<p># The applicable exit loads (if any) at the time of allotment of the Schemes of HSBC Mutual Fund shall also be charged on investments made by all investors. No exit load shall be charged for units allotted under bonus/dividend reinvestment option. The exit loads set forth above is subject to change at the discretion of the AMC and such changes shall be implemented prospectively. Please refer "Load Structure" under Common Features of all Schemes on page 16. *In terms of SEBI circular no. SEBI/IMD/CIR No.4/ 168230/09 dated June 30, 2009, no entry load will be charged by the Scheme to the investor effective August 1, 2009. Upfront commission shall be paid directly by the investor to the AMFI registered Distributors based on the investors assessment of various factors including the service rendered by the distributors.</p>																																																									
Waiver of load for Direct Application	<p>Pursuant to SEBI Circular No. SEBI/IMD/CIR No. 4/168230/09 dated June 30, 2009, no Entry Load will be charged for all Mutual Fund Schemes. Therefore, the procedure for Waiver of Load for Direct Applications is no longer applicable.</p>																																																									
Minimum Application / Repurchase / Additional Amount +	<table border="1"> <thead> <tr> <th>Plan / Option</th> <th>Purchase</th> <th>Additional Purchase</th> <th>Repurchase</th> <th>Option</th> <th>Purchase</th> <th>Additional Purchase</th> <th>Repurchase</th> <th>Option</th> <th>Purchase</th> <th>Additional Purchase</th> <th>Repurchase</th> </tr> </thead> <tbody> <tr> <td>Regular</td> <td>Rs. 10,000 and multiples of Re. 1/- thereafter</td> <td>Rs. 1,000/- and multiples of Re. 1/- thereafter</td> <td>Rs. 1,000/- and multiples of Re. 1/- thereafter</td> <td>Regular</td> <td>Rs. 1,00,000 and multiples of Re. 1/- thereafter</td> <td>Rs. 1,000/- and multiples of Re. 1/- thereafter</td> <td>Rs. 1,000/- and multiples of Re. 1/- thereafter</td> <td>Regular</td> <td>Rs. 10,000 and in multiples of Re. 1 thereafter</td> <td>Rs. 1,000 and in multiples of Re. 1 thereafter</td> <td>Rs. 1,000 and in multiples of Re. 1 thereafter</td> </tr> <tr> <td>Institutional</td> <td>Rs. 50,00,000 and multiples of Re. 1/- thereafter</td> <td>Rs. 10,000/- and multiples of Re. 1/- thereafter</td> <td>Rs. 1,000/- and multiples of Re. 1/- thereafter</td> <td>Institutional</td> <td>Rs. 50,00,000 and multiples of Re. 1/- thereafter</td> <td>Rs. 10,000/- and multiples of Re. 1/- thereafter</td> <td>Rs. 10,000/- and multiples of Re. 1/- thereafter</td> <td>Institutional</td> <td>Rs. 50,00,000 and in multiples of Re. 1 thereafter</td> <td>Rs. 10,000 and in multiples of Re. 1 thereafter</td> <td>Rs. 1,000 and in multiples of Re. 1 thereafter</td> </tr> <tr> <td></td> <td></td> <td></td> <td></td> <td>Institutional Plus</td> <td>Rs.5,00,00,000 and multiples of Re. 1/- thereafter</td> <td>Rs. 10,000/- and multiples of Re. 1/- thereafter</td> <td>Rs. 10,000/- and multiples of Re. 1/- thereafter</td> <td></td> <td></td> <td></td> <td></td> </tr> </tbody> </table>	Plan / Option	Purchase	Additional Purchase	Repurchase	Option	Purchase	Additional Purchase	Repurchase	Option	Purchase	Additional Purchase	Repurchase	Regular	Rs. 10,000 and multiples of Re. 1/- thereafter	Rs. 1,000/- and multiples of Re. 1/- thereafter	Rs. 1,000/- and multiples of Re. 1/- thereafter	Regular	Rs. 1,00,000 and multiples of Re. 1/- thereafter	Rs. 1,000/- and multiples of Re. 1/- thereafter	Rs. 1,000/- and multiples of Re. 1/- thereafter	Regular	Rs. 10,000 and in multiples of Re. 1 thereafter	Rs. 1,000 and in multiples of Re. 1 thereafter	Rs. 1,000 and in multiples of Re. 1 thereafter	Institutional	Rs. 50,00,000 and multiples of Re. 1/- thereafter	Rs. 10,000/- and multiples of Re. 1/- thereafter	Rs. 1,000/- and multiples of Re. 1/- thereafter	Institutional	Rs. 50,00,000 and multiples of Re. 1/- thereafter	Rs. 10,000/- and multiples of Re. 1/- thereafter	Rs. 10,000/- and multiples of Re. 1/- thereafter	Institutional	Rs. 50,00,000 and in multiples of Re. 1 thereafter	Rs. 10,000 and in multiples of Re. 1 thereafter	Rs. 1,000 and in multiples of Re. 1 thereafter					Institutional Plus	Rs.5,00,00,000 and multiples of Re. 1/- thereafter	Rs. 10,000/- and multiples of Re. 1/- thereafter	Rs. 10,000/- and multiples of Re. 1/- thereafter													
Plan / Option	Purchase	Additional Purchase	Repurchase	Option	Purchase	Additional Purchase	Repurchase	Option	Purchase	Additional Purchase	Repurchase																																															
Regular	Rs. 10,000 and multiples of Re. 1/- thereafter	Rs. 1,000/- and multiples of Re. 1/- thereafter	Rs. 1,000/- and multiples of Re. 1/- thereafter	Regular	Rs. 1,00,000 and multiples of Re. 1/- thereafter	Rs. 1,000/- and multiples of Re. 1/- thereafter	Rs. 1,000/- and multiples of Re. 1/- thereafter	Regular	Rs. 10,000 and in multiples of Re. 1 thereafter	Rs. 1,000 and in multiples of Re. 1 thereafter	Rs. 1,000 and in multiples of Re. 1 thereafter																																															
Institutional	Rs. 50,00,000 and multiples of Re. 1/- thereafter	Rs. 10,000/- and multiples of Re. 1/- thereafter	Rs. 1,000/- and multiples of Re. 1/- thereafter	Institutional	Rs. 50,00,000 and multiples of Re. 1/- thereafter	Rs. 10,000/- and multiples of Re. 1/- thereafter	Rs. 10,000/- and multiples of Re. 1/- thereafter	Institutional	Rs. 50,00,000 and in multiples of Re. 1 thereafter	Rs. 10,000 and in multiples of Re. 1 thereafter	Rs. 1,000 and in multiples of Re. 1 thereafter																																															
				Institutional Plus	Rs.5,00,00,000 and multiples of Re. 1/- thereafter	Rs. 10,000/- and multiples of Re. 1/- thereafter	Rs. 10,000/- and multiples of Re. 1/- thereafter																																																			
	<p>+ The requirement of minimum subscription amount will not be applicable in case of SIP for scheme(s) where SIP facility is available. Refer Combined SID / Addendums thereto for further details.</p>																																																									
Despatch of Redemption Request	<p>Within 10 working days of the receipt of the valid redemption request at the Official Points of Acceptance of Transactions of the Registrar and the AMC. The Fund would endeavour to despatch redemption proceeds within 1 Business Day under normal circumstances on receiving a valid request.</p>																																																									
Fund Manager	Sanjay Shah & Kedar Karnik				Ruchir Parekh & Kedar Karnik				Sanjay Shah & Ruchir Parekh																																																	
Benchmark Index	CRISIL Liquid Fund Index				CRISIL Liquid Fund Index				CRISIL Composite Bond Fund Index																																																	
Dividend Policy	<p>Declaration of dividend is subject to the availability of distributable surplus. Such dividends if declared will be paid under normal circumstances, only to those Unitholders who have opted for Dividend sub-options with specified sub-options. Further, no exit load shall be charged for units allotted under dividend reinvestment option. However, it must be distinctly understood that the actual declaration of dividends under the Scheme and the frequency thereof will, inter alia, depend upon the distributable surplus of the Scheme. The Trustees reserve the right of dividend declaration and to change the frequency, date of declaration and the decision of the Trustees in this regard shall be final. There is no assurance or guarantee to unit holders as to the rate of dividend distribution nor that the dividend will be regularly paid. The dividend that may be paid out of the net surplus of the Scheme will be paid only to those Unitholders whose names appear in the register of Unitholders on the notified record date. The dividend will be at such rate as may be decided by the AMC in consultation with the Trustees.</p>																																																									

Features	HSBC FLOATING RATE FUND – LONG TERM PLAN (LT)	HSBC CASH FUND	HSBC FLEXI DEBT FUND							
Performance of the Scheme* Compounded Annualised Returns ^ (As on 30 March, 2012)	Long Term Plan	Return for last 1 year	8.02%							
	Return for last 1 year	Benchmark returns for last 1 year	8.45%							
	Return for last 3 years	Benchmark returns for last 3 years	6.10%							
	Return for last 5 years	Benchmark returns for last 5 years	6.91%							
	Returns since Inception	Benchmark returns since inception	5.99%							
	Benchmark returns for last 1 year	8.45%	8.30%							
	Benchmark returns for last 3 years	6.10%	7.67%							
	Benchmark returns for last 5 years	6.91%	7.41%							
	Returns since Inception	6.83%	6.08%							
	Benchmark returns since Inception	6.46%	6.44%							
	Absolute Returns 	Absolute Returns 	Absolute Returns 							
<p>*Past performance may or may not be sustained in the future. ^ Returns for 1 year & above are Compounded Annualised. Calculations are based on Growth Option NAVs. Since inception returns are calculated on Rs. 10 invested at inception. For disclosures on point to point returns on a standard investment of Rs 10,000/- & other related performance disclosures, please refer to page No. 11 to 14.</p>										
Recurring Expenses	Actual Expenses for the previous financial year ended March 31, 2012									
		Regular	Institutional	Plan	Regular	Institutional	Institutional Plus	Plan	Regular	Institutional
	Total Expenses (Rs.)	5,380,348.01	11,128,274.94	Total Expenses (Rs.)	6,601,395.13	2,227,491.45	7,792,981.20	Total Expenses (Rs.)	4,476,408.28	8,411,210.91
	% to Net Assets	1.00	0.30	% to Net Assets	0.75	0.60	0.35	% to Net Assets	1.85	1.50
	<ul style="list-style-type: none"> First Rs. 100 crores % of the average daily net assets : 2.25 Next Rs. 300 crores % of the average daily net assets : 1.75 			<ul style="list-style-type: none"> Next Rs. 300 crores % of the average daily net assets : 2.00 Balance : 1.50 						
† Note	Particulars			Applicable NAV						
	Applicable NAV for Sale of Units in HSBC Cash Fund (HCF) <ul style="list-style-type: none"> where the application is received up to 2.00 p.m. on a day and funds are available for utilisation before the cut-off time without availing any credit facility, whether intra-day or otherwise where the application is received after 2.00 p.m. on a day and funds are available for utilisation on the same day without availing any credit facility, whether, intra-day or otherwise Irrespective of the time of receipt of application, where the funds are not available for utilisation before the cut-off time without availing any credit facility, whether intra-day or otherwise 			The closing NAV of the day immediately preceding the day of receipt of application The closing NAV of the day immediately preceding the next business day The closing NAV of the day immediately preceding the day on which the funds are available for utilisation						
	Applicable NAV for Repurchase of Units in HSBC Cash Fund (HCF) <ul style="list-style-type: none"> Where the valid application is received upto 3.00 p.m. Where the valid application is received after 3.00 p.m. 			The closing NAV of the day immediately preceding the next Business Day The closing NAV of the next Business Day						
The Mutual Fund shall calculate NAV for each calendar day in respect of the above Scheme(s) / Plan(s). Explanation : 'Business Day' does not include a day on which the money markets are closed or otherwise not accessible.										

COMPARATIVE PERFORMANCE OF EQUITY SCHEMES

Funds Managed by TUSHAR PRADHAN

HSBC Equity Fund		Date of Inception : 10 Dec 02		
Scheme Name & Benchmarks	Apr '11 - Mar '12	Apr '10 - Mar '11	Apr '09 - Mar '10	Since Inception
HSBC Equity Fund - Growth	-8.87%	9.67%	57.13%	27.48%
BSE 200 (Scheme Benchmark)	-9.52%	7.27%	89.60%	20.34%
S&P Nifty (Standard Benchmark)	-9.11%	10.27%	71.52%	18.82%
₹ 10,000, if invested in HEF, would have become	₹ 9,113	₹ 10,967	₹ 15,713	₹ 95,822
₹ 10,000, if invested in BSE 200, would have become	₹ 9,048	₹ 10,727	₹ 18,960	₹ 56,052
₹ 10,000, if invested in S&P Nifty, would have become	₹ 9,089	₹ 11,027	₹ 17,152	₹ 49,784

Past performance may or may not be sustained in the future. Refer note below.

HSBC India Opportunities Fund		Date of Inception : 24 Feb 04		
Scheme Name & Benchmarks	Apr '11 - Mar '12	Apr '10 - Mar '11	Apr '09 - Mar '10	Since Inception
HSBC India Opportunities Fund - Growth	-3.59%	11.00%	60.66%	16.46%
BSE 500 (Scheme Benchmark)	-9.44%	6.55%	93.00%	14.51%
S&P Nifty (Standard Benchmark)	-9.11%	10.27%	71.52%	14.08%
₹ 10,000, if invested in HIOF, would have become	₹ 9,641	₹ 11,100	₹ 16,066	₹ 34,369
₹ 10,000, if invested in BSE 500, would have become	₹ 9,056	₹ 10,655	₹ 19,300	₹ 29,981
₹ 10,000, if invested in S&P Nifty, would have become	₹ 9,089	₹ 11,027	₹ 17,152	₹ 29,075

Past performance may or may not be sustained in the future. Refer note below.

HSBC Unique Opportunities Fund		Date of Inception : 21 Mar 07		
Scheme Name & Benchmarks	Apr '11 - Mar '12	Apr '10 - Mar '11	Apr '09 - Mar '10	Since Inception
HSBC Unique Opportunities Fund - Growth	-9.77%	8.92%	78.57%	0.30%
BSE 200 (Scheme Benchmark)	-9.52%	7.27%	89.60%	6.94%
S&P Nifty (Standard Benchmark)	-9.11%	10.27%	71.52%	7.02%
₹ 10,000, if invested in HUOF, would have become	₹ 9,023	₹ 10,892	₹ 17,857	₹ 10,154
₹ 10,000, if invested in BSE 200, would have become	₹ 9,048	₹ 10,727	₹ 18,960	₹ 14,018
₹ 10,000, if invested in S&P Nifty, would have become	₹ 9,089	₹ 11,027	₹ 17,152	₹ 14,067

Past performance may or may not be sustained in the future. Refer note below.

Fund Managed by TUSHAR PRADHAN (for Equity portion) and SANJAY SHAH (for Fixed Income portion)

HSBC Dynamic Fund		Date of Inception : 24 Sep 07		
Scheme Name & Benchmarks	Apr '11 - Mar '12	Apr '10 - Mar '11	Apr '09 - Mar '10	Since Inception
HSBC Dynamic Fund - Growth	-8.21%	8.77%	51.72%	-0.89%
BSE 200 (Scheme Benchmark)	-9.52%	7.27%	89.60%	0.92%
S&P Nifty (Standard Benchmark)	-9.11%	10.27%	71.52%	1.59%
₹ 10,000, if invested in HDF, would have become	₹ 9,179	₹ 10,877	₹ 15,172	₹ 9,604
₹ 10,000, if invested in BSE 200, would have become	₹ 9,048	₹ 10,727	₹ 18,960	₹ 10,420
₹ 10,000, if invested in S&P Nifty, would have become	₹ 9,089	₹ 11,027	₹ 17,152	₹ 10,737

Past performance may or may not be sustained in the future. Refer note below.

Fund Managed by ADITYA KHEMANI

HSBC Tax Saver Equity Fund		Date of Inception : 05 Jan 07		
Scheme Name & Benchmarks	Apr '11 - Mar '12	Apr '10 - Mar '11	Apr '09 - Mar '10	Since Inception
HSBC Tax Saver Equity Fund - Growth	-4.41%	4.41%	86.15%	6.56%
BSE 200 (Scheme Benchmark)	-9.52%	7.27%	89.60%	5.10%
S&P Nifty (Standard Benchmark)	-9.11%	10.27%	71.52%	5.59%
₹ 10,000, if invested in HTSF, would have become	₹ 9,559	₹ 10,441	₹ 18,615	₹ 13,947
₹ 10,000, if invested in BSE 200, would have become	₹ 9,048	₹ 10,727	₹ 18,960	₹ 12,972
₹ 10,000, if invested in S&P Nifty, would have become	₹ 9,089	₹ 11,027	₹ 17,152	₹ 13,294

Past performance may or may not be sustained in the future. Refer note below.

Note : Data for the period 01 April - 31 March has been considered in all cases, except for 'Since Inception' returns. 'Since Inception' (%) returns are compounded annualised, other % returns are simple annualised. 'Since inception' returns are calculated on ₹ 10 invested at inception. Standard benchmark is prescribed by SEBI and is used for comparison purposes. Returns on ₹ 10,000 are point-to-point returns for the specific time period, invested at the start of the period.

Fund Managed by GAURAV MEHROTRA

HSBC Emerging Markets Fund		Date of Inception : 17 Mar 08			
Scheme Name & Benchmarks	Apr '11 - Mar '12	Apr '10 - Mar '11	Apr '09 - Mar '10	Since Inception	
HSBC Emerging Markets Fund - Growth	-6.73%	11.30%	48.84%	-0.09%	
MSCI Emerging Market Index (Scheme Benchmark)	-12.12%	13.98%	73.97%	-0.08%	
S&P Nifty (Standard Benchmark)	-9.11%	10.27%	71.52%	4.10%	
₹ 10,000, if invested in HMEF, would have become	₹ 9,327	₹ 11,130	₹ 14,884	₹ 9,964	
₹ 10,000, if invested in MSCI Emerging Market Index, would have become	₹ 8,788	₹ 11,398	₹ 17,397	₹ 9,968	
₹ 10,000, if invested in S&P Nifty, would have become	₹ 9,089	₹ 11,027	₹ 17,152	₹ 11,760	

Past performance may or may not be sustained in the future. Refer note below.

Funds Managed by DHIRAJ SACHDEV

HSBC Progressive Themes Fund		Date of Inception : 23 Feb 06			
Scheme Name & Benchmarks	Apr '11 - Mar '12	Apr '10 - Mar '11	Apr '09 - Mar '10	Since Inception	
HSBC Progressive Themes Fund - Growth	-4.27%	-11.23%	54.49%	2.05%	
BSE 200 (Scheme Benchmark)	-9.52%	7.27%	89.60%	8.94%	
S&P Nifty (Standard Benchmark)	-9.11%	10.27%	71.52%	9.39%	
₹ 10,000, if invested in HPTF, would have become	₹ 9,573	₹ 8,877	₹ 15,449	₹ 11,321	
₹ 10,000, if invested in BSE 200, would have become	₹ 9,048	₹ 10,727	₹ 18,960	₹ 16,865	
₹ 10,000, if invested in S&P Nifty, would have become	₹ 9,089	₹ 11,027	₹ 17,152	₹ 17,294	

Past performance may or may not be sustained in the future. Refer note below.

HSBC Midcap Equity Fund		Date of Inception : 19 May 05			
Scheme Name & Benchmarks	Apr '11 - Mar '12	Apr '10 - Mar '11	Apr '09 - Mar '10	Since Inception	
HSBC Midcap Equity Fund - Growth	-8.49%	-10.38%	112.91%	9.26%	
BSE Midcap (Scheme Benchmark)	-9.12%	0.11%	125.98%	10.25%	
S&P Nifty (Standard Benchmark)	-9.11%	10.27%	71.52%	15.31%	
₹ 10,000, if invested in HMEF, would have become	₹ 9,151	₹ 8,962	₹ 21,291	₹ 18,371	
₹ 10,000, if invested in BSE Midcap, would have become	₹ 9,088	₹ 10,011	₹ 22,598	₹ 19,545	
₹ 10,000, if invested in S&P Nifty, would have become	₹ 9,089	₹ 11,027	₹ 17,152	₹ 26,599	

Past performance may or may not be sustained in the future. Refer note below.

HSBC Small Cap Fund		Date of Inception : 24 Mar 08			
Scheme Name & Benchmarks	Apr '11 - Mar '12	Apr '10 - Mar '11	Apr '09 - Mar '10	Since Inception	
HSBC Small Cap Fund - Growth	-18.34%	0.04%	119.84%	-2.44%	
BSE Small Cap (Scheme Benchmark)	-20.68%	-6.06%	154.42%	-1.17%	
S&P Nifty (Standard Benchmark)	-9.11%	10.27%	71.52%	3.51%	
₹ 10,000, if invested in HSCF, would have become	₹ 8,166	₹ 10,004	₹ 21,984	₹ 9,053	
₹ 10,000, if invested in BSE Smallcap, would have become	₹ 7,932	₹ 9,394	₹ 25,442	₹ 9,539	
₹ 10,000, if invested in S&P Nifty, would have become	₹ 9,089	₹ 11,027	₹ 17,152	₹ 11,487	

Past performance may or may not be sustained in the future. Refer note below.

Note : Data for the period 01 April - 31 March has been considered in all cases, except for 'Since Inception' returns. 'Since Inception' (%) returns are compounded annualised, other % returns are simple annualised. 'Since inception' returns are calculated on ₹ 10 invested at inception. Standard benchmark is prescribed by SEBI and is used for comparison purposes. Returns on ₹ 10,000 are point-to-point returns for the specific time period, invested at the start of the period.

COMPARATIVE PERFORMANCE OF DEBT SCHEMES

Funds Managed by - SANJAY SHAH & RUCHIR PAREKH (for Debt portion) & ADITYA KHEMANI (for Equity portion)

HSBC MIP - Regular Plan		Date of Inception : 24 Feb 04			
Scheme Name & Benchmarks	Apr '11 - Mar '12	Apr '10 - Mar '11	Apr '09 - Mar '10	Since Inception	
HSBC MIP - Regular Plan - Growth	5.53%	4.02%	15.23%	7.48%	
CRISIL MIP Blended Index (Scheme Benchmark)	5.24%	6.02%	14.25%	6.97%	
CRISIL 1 Year T-Bill Index (Standard Benchmark)	6.57%	3.84%	3.07%	5.05%	
CRISIL 10 Year Gilt Index (Standard Benchmark)	2.41%	4.59%	3.58%	4.02%	
₹ 10,000, if invested in HMIP - R, would have become	₹ 10,553	₹ 10,402	₹ 11,523	₹ 17,939	
₹ 10,000, if invested in CRISIL MIP Blended Index, would have become	₹ 10,524	₹ 10,602	₹ 11,425	₹ 17,254	
₹ 10,000, if invested in CRISIL 1 Year T-Bill Index, would have become	₹ 10,657	₹ 10,384	₹ 10,307	₹ 14,904	
₹ 10,000, if invested in CRISIL 10 Year Gilt Index, would have become	₹ 10,241	₹ 10,459	₹ 10,358	₹ 13,767	

Past performance may or may not be sustained in the future. Refer note below.

HSBC MIP - Savings Plan		Date of Inception : 24 Feb 04			
Scheme Name & Benchmarks	Apr '11 - Mar '12	Apr '10 - Mar '11	Apr '09 - Mar '10	Since Inception	
HSBC MIP - Savings Plan - Growth	5.49%	4.37%	22.38%	9.11%	
CRISIL MIP Blended Index (Scheme Benchmark)	5.24%	6.02%	14.25%	6.97%	
CRISIL 1 Year T-Bill Index (Standard Benchmark)	6.57%	3.84%	3.07%	5.05%	
CRISIL 10 Year Gilt Index (Standard Benchmark)	2.41%	4.59%	3.58%	4.02%	
₹ 10,000, if invested in HMIP - S, would have become	₹ 10,549	₹ 10,437	₹ 12,238	₹ 20,259	
₹ 10,000, if invested in CRISIL MIP Blended Index, would have become	₹ 10,524	₹ 10,602	₹ 11,425	₹ 17,254	
₹ 10,000, if invested in CRISIL 1 Year T-Bill Index, would have become	₹ 10,657	₹ 10,384	₹ 10,307	₹ 14,904	
₹ 10,000, if invested in CRISIL 10 Year Gilt Index, would have become	₹ 10,241	₹ 10,459	₹ 10,358	₹ 13,767	

Past performance may or may not be sustained in the future. Refer note below.

Funds Managed by - SANJAY SHAH & RUCHIR PAREKH

HSBC Flexi Debt Fund		Date of Inception : 05 Oct 07			
Scheme Name & Benchmarks	Apr '11 - Mar '12	Apr '10 - Mar '11	Apr '09 - Mar '10	Since Inception	
HSBC Flexi Debt Fund - Ret - Growth	9.14%	5.77%	6.90%	8.42%	
CRISIL Composite Bond Fund Index (Scheme Benchmark)	7.66%	5.04%	5.41%	6.44%	
CRISIL 10 Year Gilt Index (Standard Benchmark)	2.41%	4.59%	3.58%	5.70%	
₹ 10,000, if invested in HFDF, would have become	₹ 10,914	₹ 10,577	₹ 10,690	₹ 14,375	
₹ 10,000, if invested in CRISIL Composite Bond Fund Index, would have become	₹ 10,766	₹ 10,504	₹ 10,541	₹ 13,232	
₹ 10,000, if invested in CRISIL 10 Year Gilt Index, would have become	₹ 10,241	₹ 10,459	₹ 10,358	₹ 12,824	

Past performance may or may not be sustained in the future. Refer note below.

Funds Managed by SANJAY SHAH & KEDAR KARNIK

HSBC FRF - LTP - Regular Plan		Date of Inception : 16 Nov 04			
Scheme Name & Benchmarks	Apr '11 - Mar '12	Apr '10 - Mar '11	Apr '09 - Mar '10	Since Inception	
HSBC FRF - LTP - Regular Plan - Growth	8.63%	5.74%	4.52%	6.85%	
CRISIL Liquid Fund Index (Scheme Benchmark)	8.42%	6.20%	3.69%	6.46%	
CRISIL 1 Year T-Bill Index (Standard Benchmark)	6.57%	3.84%	3.07%	5.30%	
₹ 10,000, if invested in HFRF - LTP, would have become	₹ 10,863	₹ 10,574	₹ 10,452	₹ 16,302	
₹ 10,000, if invested in CRISIL Liquid Fund Index, would have become	₹ 10,842	₹ 10,620	₹ 10,369	₹ 15,860	
₹ 10,000, if invested in CRISIL 1 Year T-Bill Index, would have become	₹ 10,657	₹ 10,384	₹ 10,307	₹ 14,629	

Past performance may or may not be sustained in the future. Refer note below.

HSBC Ultra Short Term Bond Fund		Date of Inception : 17 Oct 06			
Scheme Name & Benchmarks	Apr '11 - Mar '12	Apr '10 - Mar '11	Apr '09 - Mar '10	Since Inception	
HSBC Ultra Short Term Bond Fund - Regular - Growth	7.34%	5.03%	3.74%	6.60%	
Customised Benchmark Index Fund (Scheme Benchmark)	8.40%	6.09%	3.76%	6.93%	
CRISIL 1 Year T-Bill Index (Standard Benchmark)	6.57%	3.84%	3.07%	5.32%	
₹ 10,000, if invested in HUSTBF, would have become	₹ 10,734	₹ 10,503	₹ 10,374	₹ 14,174	
₹ 10,000, if invested in Customised Benchmark Index, would have become	₹ 10,840	₹ 10,609	₹ 10,376	₹ 14,412	
₹ 10,000, if invested in CRISIL 1 Year T-Bill Index, would have become	₹ 10,657	₹ 10,384	₹ 10,307	₹ 13,270	

Past performance may or may not be sustained in the future. Refer note below.

Note : Data for the period 01 April - 31 March has been considered in all cases, except for 'Since Inception' returns. 'Since Inception' (%) returns are compounded annualised, other % returns are simple annualised. 'Since inception' returns are calculated on ₹ 10 invested at inception. Standard benchmark is prescribed by SEBI and is used for comparison purposes. Returns on ₹ 10,000 are point-to-point returns for the specific time period, invested at the start of the period.

Funds Managed by RUCHIR PAREKH & SANJAY SHAH

HSBC Income Fund - STP		Date of Inception : 10 Dec 02		
Scheme Name & Benchmarks	Apr '11 - Mar '12	Apr '10 - Mar '11	Apr '09 - Mar '10	Since Inception
HSBC Income Fund - STP - Reg - Growth	8.38%	5.85%	5.10%	6.47%
CRISIL Short Term Bond Fund Index (Scheme Benchmark)	8.26%	5.11%	5.88%	6.15%
CRISIL 1 Year T-Bill Index (Standard Benchmark)	6.57%	3.84%	3.07%	5.09%
₹ 10,000, if invested in HIF -ST, would have become	₹ 10,838	₹ 10,585	₹ 10,510	₹ 17,929
₹ 10,000, if invested in CRISIL Short Term Bond Fund Index, would have become	₹ 10,826	₹ 10,511	₹ 10,588	₹ 17,427
₹ 10,000, if invested in CRISIL 1 Year T-Bill Index, would have become	₹ 10,657	₹ 10,384	₹ 10,307	₹ 15,876

Past performance may or may not be sustained in the future. Refer note below.

HSBC Income Fund - Investment Plan		Date of Inception : 10 Dec 02		
Scheme Name & Benchmarks	Apr '11 - Mar '12	Apr '10 - Mar '11	Apr '09 - Mar '10	Since Inception
HSBC Income Fund - Investment Plan - Reg - Growth	8.84%	5.57%	7.39%	6.72%
CRISIL Composite Bond Fund Index (Scheme Benchmark)	7.66%	5.04%	5.41%	5.50%
CRISIL 10 Year Gilt Index (Standard Benchmark)	2.41%	4.59%	3.58%	5.05%
₹ 10,000, if invested in HIF - IP, would have become	₹ 10,884	₹ 10,557	₹ 10,739	₹ 18,314
₹ 10,000, if invested in CRISIL Composite Bond Fund Index, would have become	₹ 10,766	₹ 10,504	₹ 10,541	₹ 16,454
₹ 10,000, if invested in CRISIL 10 Year Gilt Index, would have become	₹ 10,241	₹ 10,459	₹ 10,358	₹ 15,818

Past performance may or may not be sustained in the future. Refer note below.

Fund Managed by SANJAY SHAH

HSBC Gilt Fund		Date of Inception : 05 Dec 03		
Scheme Name & Benchmarks	Apr '11 - Mar '12	Apr '10 - Mar '11	Apr '09 - Mar '10	Since Inception
HSBC Gilt Fund - Growth	8.18%	7.81%	7.57%	3.69%
I-Sec Composite Bond Fund Index (Scheme Benchmark)	6.77%	6.38%	4.42%	6.20%
CRISIL 10 Year Gilt Index (Standard Benchmark)	2.41%	4.59%	3.58%	4.02%
₹ 10,000, if invested in HGF, would have become	₹ 10,818	₹ 10,781	₹ 10,757	₹ 13,515
₹ 10,000, if invested in I-Sec Composite Bond Fund Index, would have become	₹ 10,677	₹ 10,638	₹ 10,442	₹ 16,495
₹ 10,000, if invested in CRISIL 10 Year Gilt Index, would have become	₹ 10,241	₹ 10,459	₹ 10,358	₹ 13,880

Past performance may or may not be sustained in the future. Refer note below.

Fund Managed by RUCHIR PAREKH & KEDAR KARNIK

HSBC Cash Fund		Date of Inception : 04 Dec 02					
Scheme Name & Benchmarks	Last 7 Days as on 30 March 2012	Last 15 Days as on 30 March 2012	Last 30 Days as on 30 March 2012	Apr '11 - Mar '12	Apr '10 - Mar '11	Apr '09 - Mar '10	Since Inception
HSBC Cash Fund - Growth	8.74%	8.58%	8.46%	8.02%	5.42%	2.15%	5.82%
CRISIL Liquid Fund Index (Scheme Benchmark)	9.75%	9.78%	9.56%	8.42%	6.20%	3.69%	5.99%
CRISIL 91 Day T-Bill Index (Standard Benchmark)	9.02%	8.86%	9.00%	6.94%	4.23%	2.81%	5.05%
₹ 10,000, if invested in HCF, would have become	₹ 10,874	₹ 10,858	₹ 10,846	₹ 10,802	₹ 10,542	₹ 10,215	₹ 16,954
₹ 10,000, if invested in CRISIL Liquid Fund Index, would have become	₹ 10,975	₹ 10,978	₹ 10,956	₹ 10,842	₹ 10,620	₹ 10,369	₹ 17,205
₹ 10,000, if invested in CRISIL 91 Day T-Bill Index, would have become	₹ 10,902	₹ 10,886	₹ 10,900	₹ 10,694	₹ 10,423	₹ 10,281	₹ 15,837

Past performance may or may not be sustained in the future. Refer note below.

Note : Data for the period 01 April - 31 March has been considered in all cases, except for 'Since Inception' returns. 'Since Inception' (%) returns are compounded annualised, other % returns are simple annualised. 'Since inception' returns are calculated on ₹ 10 invested at inception. Standard benchmark is prescribed by SEBI and is used for comparison purposes. Returns on ₹ 10,000 are point-to-point returns for the specific time period, invested at the start of the period.

Daily Net Asset Value (NAV) Publication

The NAV will be declared on all Business Days and will be published in two newspapers. The NAVs can also be viewed on www.assetmanagement.hsbc.com/in and www.amfiindia.com (You can also telephone us at 1800-200-2434)

For Investor Grievances please contact

Registrar : Computer Age Management Services Private Limited (CAMS),
Unit: HSBC Mutual Fund

514A, Sathy Main Road, Lakshmiapuram, Coimbatore - 614 006.

Mutual Fund :

Rheitu Bansal

HSBC Asset Management (India) Private Limited,

16, Veer Nariman Road, Fort,

Mumbai 400 001. Tel.: 1800-200-2434. Fax : 40029600.

E-mail : hsbcmf@hsbc.co.in

Unitholders' Information**Account Statements**

- (i) On acceptance of the application for subscription, an allotment confirmation specifying the number of units allotted will be sent to the Unit holders' by way of email and/or SMS to the registered e-mail address and/or mobile number, within 5 Business Days from the date of closure of the initial subscription list and/or from the date of receipt of the request from the Unit holders'.
- (ii) Thereafter, a Consolidated Account Statement (CAS) for each calendar month shall be sent by email on or before 10th of the succeeding month to those Unit holder(s) in whose folio(s) transaction (s) has/have taken place during the month. In the event that the registered email address of the Unit holder is not available with the Fund, the CAS will be sent as a physical statement. In such cases, an allotment confirmation as mentioned in (i) above cannot be sent and the CAS sent for the month will reflect the allotments effected during the month.
- (iii) The statement of holding of the beneficiary account holder for units held in demat will be sent by the respective DPs periodically. Unit holders holding Units in physical mode and intending to get their Units dematerialized may submit the Demat Request Form (DRF) to the DP. Unit holder will be required to fill in a DRF along with the relevant details and submit the same to the Registrar alongwith the account statement to be dematerialized. The sequence of names in the account statement must be same as that in the demat account.
- (iv) The CAS shall not be received by those Unit holders whose folio(s) are not updated with PAN details.
- (v) Further, the CAS detailing the holdings across schemes of all mutual funds at the end of every six months (i.e. September/ March), shall be sent by e-mail on or before 10th day of succeeding month, to all such Unit holders in whose folios no transaction has taken place during that period. The half yearly consolidated account statement will be sent by e-mail to the Unit holders whose e-mail address is available, unless the registered email address of the Unit holder is not available with the Fund.

For more details, please refer the Combined Scheme Information Document (SID) and Statement of Additional Information (SAI).

Annual Financial Results

A schemewise Annual Report of the Fund or an abridged summary thereof shall be mailed to all Unitholders as soon as may be but not later than 4 months from the date of closure of the relevant accounting year (i.e. 31st March of each year). The abridged / Full schemewise Annual Report shall contain such details as are required under the Regulations / Circular issued thereafter. A full copy of the schemewise / abridged annual report shall be made available for inspection at the Head Office of the Fund and a copy shall be made available to the Unitholders on request, on payment of nominal fees if any. These results shall also be displayed on the website of the Mutual Fund and Association of Mutual Funds in India (AMFI). Full Annual Report shall be disclosed on our website, www.assetmanagement.hsbc.com/in.

The Fund shall, from the financial year 2011-12 onwards, send the Schemewise annual report/abridged summary thereof as under:

- (i) By e-mail, to those unit holders' whose e-mail address is available with the Fund;
- (ii) In physical form, to those unit holders' whose email address is not available with the Fund and/or to those unit holders' who have specifically opted/ requested for physical report.

Unit holders are therefore requested to update their email address with the Fund to receive annual reports through email.

Half yearly financial results and portfolio disclosure

As presently required by the SEBI Regulations, the Fund shall before the expiry of 1 month from the close of each half year, that is as on 31 March and 30 September, publish its unaudited financial results and complete statement of the Scheme's portfolios, in one English daily newspaper circulating in the whole of India and in a newspaper published in the language of the region where the Head Office of the Fund is situated and update the same on the Fund's website at www.assetmanagement.hsbc.com/in and on AMFI's website at www.amfiindia.com, in the formats as prescribed by SEBI.

Scheme Specific Risk Factors**Risk factors associated with investing in Equity or Equity related Securities**

● Equity instruments by nature are volatile and prone to price fluctuations on a daily basis due to both macro and micro factors. ● Trading volumes, settlement periods and transfer procedures may restrict the liquidity of these investments. Different segments of financial markets have different settlement periods and such periods may be extended significantly by unforeseen circumstances. The inability of the Scheme(s) to make intended securities' purchases due to settlement problems could cause the Scheme(s) to miss certain investment opportunities. In the view of the Fund Manager, investing in Mid and Small Cap stocks are riskier than investing in Large Cap Stocks. ● To the extent the assets of the scheme are invested in overseas financial assets, there may be risks associated with currency movements, exchange controls, settlements, restrictions on repatriation and transaction procedures in overseas market. ● The Scheme(s) at times may receive large number of redemption requests which may have an adverse impact on the performance of the Scheme(s) and may also affect all the unit holders as the fund manager needs to liquidate securities to meet the redemptions post which the portfolio is likely to be less liquid.

Risk factors associated with investing in Fixed Income Securities

Subject to the stated investment objective, the Scheme(s) propose to invest in debt and related instruments.

● *Price-Risk or Interest Rate Risk:* As with all debt securities, changes in interest rates may affect the NAV of the Scheme(s) as the prices of securities increase as interest rates decline and decrease as interest rates rise. Prices of long-term securities generally fluctuate more in response to interest rate changes than do short-term securities. Indian debt markets can be volatile leading to the possibility of price movements up or down in fixed income securities and thereby to possible movements in the NAV. In the case of floating rate instruments, an additional risk could be due to the change in the spreads of floating rate instruments. If the spreads on floating rate papers rise, then there could be a price loss on these instruments. Secondly in the case of fixed rate instruments that have been swapped for floating rates, any adverse movement in the fixed rate yields vis-à-vis swap rates could result in losses. However, floating rate debt instruments which have periodical interest rate reset, carry a lower interest rate risk as compared to fixed rate debt instruments. In a falling interest rate scenario the returns on floating rate debt instruments may not be better than those on fixed rate debt instruments. ● *Liquidity or Marketability Risk:* This refers to the ease with which a security can be sold at or near to its valuation yield-to-maturity (YTM). The primary measure of liquidity risk is the spread between the bid price and the offer price quoted by a dealer. Liquidity risk is today characteristic of the Indian fixed income market. ● *Credit Risk:* Credit risk or default risk refers to the risk that an issuer of a fixed income security may default (i.e. will be unable to make timely principal and interest payments on the security). Because of this risk, corporate debentures are sold at a yield above those offered on Government Securities, which are sovereign obligations. Normally, the value of a fixed income security will fluctuate depending upon the changes in the perceived level of credit risk as well as any actual event of default. The greater the credit risk, the greater the yield required for someone to be compensated for the increased risk. ● *Reinvestment Risk:* This risk refers to the interest rate levels at which cash flows received from the securities in the Scheme(s) are reinvested. The additional income from reinvestment is the "interest on interest" component. The risk is that the rate at which interim cash flows can be reinvested may be lower than that originally assumed. ● *Duration Risk:* Duration is a risk measure used to measure the bond / security price changes to potential changes in interest rates. Duration of portfolio x the expected changes in rates = the expected value change in the portfolio. Duration is more scientific measure of risk compare to average maturity of the portfolio. The higher the duration of the portfolio, the greater the changes in value (i.e. higher risk) to movement in interest rates. Modified duration is the duration of a bond / security given its current yield to maturity, put/ call feature, and an expected level of future interest rates. ● *Benchmark Risk:* The floating rate segment of the domestic debt market is not very developed. Currently, majority of the issuance of floating rate papers is linked to NSE MIBOR. As the floating rate segment develops further, more benchmark rates for floating papers may be available in future. The fewer number of benchmark rates could result in limited diversification of the benchmark risk. Different types of securities in which the scheme(s) would invest as given in the Combined Scheme Information Document carry different levels and types of risk. Accordingly the scheme's risk may increase or decrease depending upon its investment pattern. E.g. corporate bonds carry a higher amount of risk than Government Securities. Further even among corporate bonds, bonds which are AAA rated are comparatively less risky than bonds which are AA rated. ● *Prepayment Risk:* The risk associated with the early unscheduled return of principal on a fixed-income security. The early unscheduled return of principal may result in reinvestment risk. ● *Short Selling Risk:* The risk associated with upward movement in market price of security sold short may result in loss. The losses on short position may be unlimited as there is no upper limit on rise in price of a security.

Risks associated with Investing in Foreign Securities

● Since the Scheme(s) would invest only partially in foreign securities, there may not be readily available and widely accepted benchmarks to measure performance of the Scheme(s). ● To manage risks associated with foreign currency and interest rate exposure, the Fund may use derivatives for efficient portfolio management including hedging and in accordance with conditions as may be stipulated by SEBI / RBI from time to time. Offshore investments will be made subject to any / all approvals, conditions thereof as may be stipulated by SEBI/RBI. The Fund may, where necessary, appoint other intermediaries of repute as advisors, custodian/sub-custodians etc. for managing and administering such investments. The fees and expenses would illustratively include, besides the investment management fees, custody fees and costs, fees of appointed advisors and sub-managers, transaction costs and overseas regulatory costs. To the extent that the assets of the Scheme(s) will be invested in foreign securities denominated in foreign currencies, the Indian Rupee equivalent of the net assets, distributions and income may be adversely affected by changes in the value of certain foreign currencies relative to the Indian Rupee. The repatriation of capital to India may also be hampered by changes in regulations concerning exchange controls or political circumstances as well as the application to it of other restrictions on investment.

Risks associated with Investing in Derivatives

● The Fund may use derivative instruments like stock index futures, option on stocks, stock indices, interest rate swaps, forward rate agreements or other derivative instruments as permitted under the Regulations and guidelines. As and when the Scheme(s) trade in the derivatives market there are risk factors and issues concerning the use of derivatives that investors should understand. Derivative products are specialised instruments that require investment techniques and risk analyses different from those associated with stocks and bonds. The use of a derivative requires an understanding not only of the underlying instrument but also of the derivative itself. There is the possibility that a loss may be sustained by the portfolio as a result of the failure of another party (usually referred to as the "counter party") to comply with the terms of the derivatives contract. Other risks in using derivatives include the risk of mispricing or improper valuation of derivatives and the inability of derivatives to correlate perfectly with underlying assets, rates and indices. Also, the market for derivative instruments is nascent in India and so liquidity risk is also pretty high. Derivative products are leveraged instruments and can provide disproportionate gains as well as disproportionate losses to the investor. Execution of such strategies depends upon the ability of the fund manager to identify such opportunities. Identification and execution of the strategies to be pursued by the fund manager involve uncertainty and decision of fund manager(s) may not always be profitable. No assurance can be given that the fund manager(s) will be able to identify or execute such strategies. The risks associated with the use of derivatives are different from or possibly greater than, the risks associated with investing directly in securities and other traditional investments.

Risks associated with Investing in Securitised Debt

Securitized Debt: Securitized debt papers carry credit risk of the Obligors and are dependent on the servicing of the PTC / Contributions etc. However these are offset suitably by appropriate pool selection as well as credit enhancements specified by Rating Agencies. In cases where the underlying facilities are linked to benchmark rates, the securitized debt papers may be adversely impacted by adverse movements in benchmark rates. However this risk is mitigated to an extent by appropriate credit enhancement specified by rating agencies. Securitized debt papers also carry the risks of prepayment by the obligors. In case of prepayments of securities debt papers, it may result in reduced actual duration as compared to the expected duration of the paper at the time of purchase, which may adversely impact the portfolio yield. These papers also carry risk associated with the collection agent who is responsible for collection of receivables and depositing them. The underlying assets in the case of investment in securitized debt could be mortgages or other assets like credit card receivables, automobile / vehicle / personal / commercial / corporate loans and any other receivables / loans / debt.

The Risks associated with the underlying assets can be described as under

Credit card receivables are unsecured. Automobile / vehicle loan receivables are usually secured by the underlying automobile / vehicle and sometimes by a guarantor. Mortgages are secured by the underlying property. Personal loans are usually unsecured. Corporate loans could be unsecured or secured by a charge on fixed assets / receivables of the company or a letter of comfort from the parent company or a guarantee from a bank / financial institution. As

a rule of thumb, underlying assets which are secured by a physical asset / guarantor are perceived to be less risky than those which are unsecured. By virtue of this, the risk and therefore the yield in descending order of magnitude would be credit card receivables, personal loans, vehicle / automobile loans, mortgages and corporate loans assuming the same rating.

Swing Pricing Risk

There are trading and associated transaction costs involved when there are significant inflows into or significant outflows from the underlying scheme. The dealing charges incurred as a result of such significant flows fall not only on those investors who have just transacted but on all the investors in the underlying scheme thereby diluting the value of their existing shareholders' holding. Introduction of Swing Pricing aims to protect the interest of the existing investors from some of the performance dilution that they may suffer as a result of significant inflows and outflows from the underlying scheme. It is a process whereby the NAV of the underlying scheme is swung or adjusted when a predetermined net capital activity threshold (or swing threshold) is exceeded. Thus, if Net subscriptions (Total subscriptions – Total redemptions) are above the swing threshold, the NAV per share is swung up by the swing factor. Conversely, if Net redemptions (Total redemptions – Total subscriptions) are above the swing threshold, the NAV per share is swung down by the swing factor. The swing threshold has been set at a level by the underlying scheme which it believes best manages the objective of protecting their existing shareholders from NAV dilution by capturing a significant percentage of the gross amount of deals on any fund whilst maintaining a reasonable level of fund volatility by not swinging the NAV all the time.

Risks associated with Securities Lending

Securities Lending: The risks in lending portfolio securities, as with other extensions of credit, consist of the failure of another party, in this case the approved intermediary, to comply with the terms of agreement entered into between the lender of securities i.e. the Scheme(s) and the approved intermediary.

Load Structure

Entry Load

In accordance with the requirements specified by the SEBI circular no. SEBI/IMD/CIR No. 4/168230/09 dated June 30, 2009, no entry load will be charged for purchase / additional purchase / switch-in accepted by the Fund with effect from August 1, 2009. Similarly, no entry load will be charged with respect to applications for registrations under HSBC Systematic Investment Plan / HSBC Systematic Transfer Plan accepted by the Fund with effect from August 1, 2009. The upfront commission on investment made by the investor, if any, shall be paid to the ARN Holder (AMFI registered Distributor) directly by the investor, based on the investor's assessment of various factors including service rendered by the ARN Holder.

Exit Load / Contingent deferred Sales Charge ('CDSC')

With effect from August 1, 2009, exit load / CDSC (if any) up to 1% of the redemption value charged to the unit holder by the Fund on redemption of units shall be retained by each of the schemes in a separate account and will be utilized for payment of commissions to the ARN Holder and to meet other marketing and selling expenses. Any amount in excess of 1% of the redemption value charged to the unit holder as exit load / CDSC shall be credited to the respective Scheme immediately.

Pursuant to SEBI circular no. SEBI / IMD / CIR No. 6 /172445/ 2009 dated August 7, 2009 and SEBI circular no. SEBI / IMD / CIR No. 7 /173650 / 2009 dated August 17, 2009, in order to have parity among all classes of unit holders, no distinction among unit holders shall be made based on the amount of subscription while charging Exit Load and further such parity shall be made applicable at the portfolio level respectively.

Tax Benefits of Investing in the Mutual Fund

Investors are advised to refer to the Section on "Taxation on investing in Mutual Funds" in the Statement of Additional Information and also is advised to consult with his or her own tax consultant with respect to the specific tax implications arising out of their participation in the scheme(s).

Notwithstanding anything contained in the SAI, Combined Scheme Information Document and Common Key Information Memorandum of the Scheme(s) the provisions of SEBI (Mutual Funds) Regulations, 1996 and Guidelines thereunder shall be applicable. Investors can also obtain further changes after the date of this Common Key Information Memorandum from the Mutual Fund / Investor Service Centres or distributors.

Important Instructions

- 1) Please refer to the Combined SID, SAI and the Common KIM carefully before filling the Application Form.
- 2) Please refer the sections on "Who can invest" and "Who cannot invest" for a list of eligible investors in the combined SID. Applications from investors resident in USA or Canada will not be accepted.
- 3) All applicants are deemed to have accepted the terms subject to which this offer is being made and bind themselves to the terms upon signing the Application Form and tendering the payment.
- 4) Investors are requested to use the services of AMFI certified Distributors empanelled with the AMC. The AMC shall not be liable to an Investor, with respect to investments made through non-empanelled Distributors.

If the investor wishes to invest directly, i.e. without involving the services of any agent or broker, "DIRECT" should be mentioned in the space provided for "ARN Number" in the Application Form/Transaction Form. Any subsequent change/update/removal of broker code will be based on the written request from the Unit holder and will be on a prospective basis only from the date when the Registrar executes such written instruction.

- 5) In respect of purchase of units in Income / Debt oriented Schemes (other than Liquid Fund Schemes and Plans) with amounts equal to or more than Rs. 1 crore, irrespective of the time of receipt of application, the closing NAV of the day on which the funds are available for utilisation shall be applicable.
- 6) **Applications under Power of Attorney / Body Corporate / Registered Society / Trust / Partnership**

The original Power of Attorney or a duly notarised copy of the Power of Attorney shall be required to be submitted where applications are made under a Power of Attorney.

A company, body corporate, eligible institutions, registered society, trusts, partnership or other eligible non-individuals who apply in the schemes should furnish a certified copy of resolution or authority to make the application as the case may be and a certified copy of the Memorandum and Articles of Association and / or bye-laws and / or Trust Deed and / or Partnership Deed and certificate of registration or any other document as the case may be. In case of a Trust / Fund, it shall submit a certified true copy of the resolution from the Trustee(s) authorising such purchases. The officials should sign the application under their official designation and furnish a list of authorised signatories. All communications and payments shall be made to the First Applicant only.

- 7) **PAN Details (PAN Mandatory for all investments)**

As per Securities and Exchange Board of India (SEBI) Circular dated 27 April, 2007 and letter dated 25 June, 2007, Permanent Account Number (PAN) has been made the sole identification number for all participants investing in the securities market, irrespective of the amount of investment.

With effect from 1 January, 2008, for all applicable transactions, investors will need to mention their PAN number on Application Form / Transaction Form. The PAN requirements will be applicable to all joint applicants as well as the Guardian, in case of applications by a Minor. As per SEBI circular no. MRD/DoP/MF Cir - 08/2008 dated April 3, 2008 investors residing in the state of Sikkim are exempted from the mandatory requirement of PAN for their investments in Mutual Funds. However, this would be subject to verification of the veracity of the claim of the investors that they are residents of Sikkim, by collecting sufficient documentary evidence.

Accordingly, submission of Form 49A and/ or declaration in Form 60/61 will not be accepted.

- 8) **Know Your Customer (KYC)**

Units held in account statement (non-demat) form : KYC is mandatory under the Prevention of Money Laundering Act, 2002 for all investors irrespective of the amount of investment (including Switch, Systematic Investment Plan/Systematic Transfer Plan registered). SEBI vide circular number MIRSD/SE/Cir-21/2011 dated October 05, 2011 issued guidelines for uniform KYC requirements for investors while opening accounts with any intermediary in the securities market w.e.f January 01, 2012. In order to bring this into effect, SEBI has appointed KYC Registration Agency (KRA) who will act as a central authority to maintain records of KYC compliant investors in the securities market. This is in order to avoid duplication of KYC process with every intermediary. As a result, once the client has done KYC with a SEBI registered intermediary, he/she need not undergo the same process again with another intermediary.

An investor can fulfill the new KYC requirements by filling up the prescribed form and submitting the same along with the other requisite details / proof (attested true copies of supporting documents relating to proof of identity and address or verification with the original) and submit along with the investment application, if not already KYC compliant. Stand alone KYC requests shall not be accepted by the AMC/RTA of AMC. Fresh KYC requests received in the old KYC form will be subject to rejection. Any

subsequent change to Address, Pin Code, Country, Nationality, Occupation, Income details, Date of Birth, Proof of Identity recorded with the intermediary and further registered with KRA will overwrite the records maintained with the AMC. The AMC/RTA of AMC reserves the right to refund the amount invested or reject transaction requests in case of any discrepancy noted in the information provided in the application.

Introduction of in Person Verification (IPV) : SEBI has vide the circular number MIRSD/ Cir-26/2011 dated December 23, 2011 has mandated IPV for all new clients. The IPV carried out by one SEBI registered intermediary can be relied upon by another intermediary. It is also stated that, in case of Mutual Funds, the Asset Management Companies (AMCs) and the distributors who comply with the certification process of National Institute of Securities Market (NISM) or Association of Mutual Funds (AMFI) and have undergone the process of 'Know Your Distributor (KYD)', can perform the IPV. However, in case of applications received by the mutual funds directly from the clients (i.e. not through any distributor), the AMCs may also rely upon the IPV performed by the scheduled commercial banks.

- 9) **Third Party Payments**

a) Third party payments (i.e where payment is made from a source other than that of the first holder) will not be accepted by the Fund, except if made under the following exceptional categories, namely i) as gift by parents/grandparents/related persons in favour of minor, not exceeding Rs. 50,000/-, ii) employer on behalf of employee as payroll deductions for SIP/ Lumpsum investments, iii) Custodian on behalf of FII/client and iv) Payment by Asset Management Company (AMC) to a Distributor empanelled with it on account of commission/incentive etc. in the form of the Mutual Fund Units of the Funds managed by the AMC through Systematic Investment Plans or Lumpsum Investment (w.e.f January 16, 2012). In such cases, KYC acknowledgement along with additional declarations will have to be submitted along with the application form, failing which the application will be rejected. Such declaration to be submitted in original & in the prescribed standard format and unique across each lumpsum investment. (Declaration formats can be obtained from ISCs or downloaded from the Fund's website.)

b) In case of payment from a joint bank account, first holder in the folio has to be one of the joint holders of the bank account from which the payment is made. Hence, joint holders may pre-register their bank accounts (single/multiple) with the AMC/RTA, by completing the Multiple Bank Account Registration Form, if they intend to make payment on behalf of other joint holder(s) in the folio. In such cases the application will be accepted and not treated as a third party payment.

c) Where the payment instrument does not mention the bank account holders name/s, investor should attach bank pass book copy/bank statement/bank letter to substantiate that the first unit holder is one of the joint holders of the bank account. Where a payment is through a pre-funded instrument, a bank certification of the bank account no. and account holders name should be attached, in the required format. Pre-funded instrument issued against cash shall not be accepted for investments of Rs. 50,000 or more.

For RTGS/NEFT/online bank transfer etc., a copy of the instruction to the bank stating the account number debited must accompany the purchase application.

d) The AMC reserves the right to reject the application, post acceptance of the same, if any of the requisite documents/declarations are unavailable or incomplete, in which case the AMC shall refund the subscription money. No interest will be payable on the subscription money refunded. Refund orders will be marked "A/c. payee only" and will be in favour of and be despatched to the Sole / First Applicant, by courier/speed post/registered post.

- 10) Subject to the SEBI (MF) Regulations, any application for Units may be accepted or rejected in the sole and absolute discretion of the Trustee. The Trustee may inter alia reject any application for the purchase of Units if the application is invalid or incomplete or if the Trustee for any other reason does not believe that it would be in the best interest of the Scheme or its Unit holders to accept such an application.

- 11) **NRIs, Persons of Indian Origin, FIIs**

The Foreign Exchange Management (Transfer or Issue of Security by a Person Resident Outside India) Regulations, 2000 (the "FEMA Regulations") permit a NRI / POI to purchase on repatriation or non-repatriation basis, without limit, units of domestic mutual funds. Payment for such units must be made either by cheque or demand draft by means of: (i) inward remittance through normal banking channels; or (ii) out of funds held in the NRE / FCNR account, in the case of purchases on a repatriation basis or out of funds held in the NRE / FCNR / NRO account, in the case of purchases on a non-repatriation basis.

Investments by NRIs / FIIs shall be in accordance with the prevailing laws governing such investments.

Payment by the FII must be made either by inward remittance through normal banking channels or out of funds held in foreign currency account or non resident rupee account maintained by the FII with a designated branch of an authorised dealer in terms of paragraph 2 of Schedule 2 to the FEMA Regulations.

12) Nomination Details

Applicants applying for Units singly / jointly can also make the nomination at the time of initial investment. Investors are advised to consider availing nomination facility in their own interest.

- a) The nomination can be made only by individuals applying for / holding units on their own behalf singly or jointly. Non-individuals including society, trust, body corporate, partnership firm, Karta of Hindu Undivided Family, holder of Power of Attorney cannot nominate.
- b) Where a folio has joint holders, all joint holders should sign the request for nomination/cancellation of nomination, even if the mode of holding is not "joint". Nomination form cannot be signed by Power of attorney (PoA) holders.
- c) There can be no nomination in a folio held in the name of minor.
- d) The investors/Unitholders are requested to note that a maximum of three nominees can be registered for a Folio. In case of multiple nominees, the 'Share / Ratio' of nomination has to be clearly specified in the nomination form / request letter. If the 'Share / Ratio' of nomination is not explicitly stated, then the nomination shall be treated at 'Equal Share/Ratio'.
- e) A minor can be nominated and in that event, the name, address and PAN of the Guardian of the minor nominee (in case the minor does not have PAN) shall be provided by the Unitholder.

- f) The Nominee shall not be a trust, (other than a religious or charitable trust) society, body corporate, partnership firm, Karta of Hindu Undivided Family or a Power of Attorney holder. A non-resident Indian can be a Nominee subject to the exchange controls in force, from time to time. However, a resident of USA/Canada can not be a Nominee. Nomination can also be made in favour of the Central Government, State Government, Local Authority, any person designated by virtue of his office or a religious or charitable trust.
- g) Nomination in respect of the Units stands rescinded upon the transmission of Units.
- h) Transmission of Units in favour of a Nominee shall be valid discharge by the AMC / Mutual Fund / Trustees against the legal heir.
- i) The cancellation of nomination can be made only by those individuals who hold Units on their own behalf singly or jointly and who made the original nomination.
- j) On cancellation of the nomination, the nomination shall stand rescinded and the AMC / Mutual Fund / Trustees shall not be under any obligation to transmit the Units in favour of the Nominee.
- k) The rights in the units will rest in the Nominee(s) only upon death of all Unitholders.
- l) Every new nomination for a folio/account will overwrite the existing nomination.
- m) Nomination shall be mandatory for new folios/accounts opened by individual especially with sole holding and no new folios/accounts for individuals in single holding should be opened without nomination.
- n) In case of investors opting to hold the Units in demat form, the nomination details provided by the investor to the depository participant will be applicable.

Instructions for filling up the Application Form

1. General Information

- a) The Application Form should be completed in ENGLISH in BLOCK LETTERS only. Please Tick (✓) in the appropriate box (☐), where boxes have been provided.
- b) **Existing investors of HSBC Mutual Fund who have provided their PAN earlier and wanting to make an investment will need to provide KYC acknowledgement, fill up ONLY their Folio Number in Section 1 and then please proceed to section 3. However, new investors will be required to fill up the Applicant's Details in Section 2.**
- c) Please do not overwrite. For any correction / changes (if any) made on the application form, applicants are requested to authenticate the same by canceling and re-writing the correct details and counter-signed by the sole/all applicants.
- d) In view of the RBI Circular - DPSS.CO.CHD.No. 1832/01.07.05/2009-10 dated 22nd February 2010, kindly note the following:

No changes / corrections should be carried out on the cheques. For any change in the payee's details, amount in figures or amount in words, etc., fresh cheque would be required. Cheque with alterations / corrections will not be honoured effective 1st July, 2010.

2. Applicant's Information

Applicants must provide all the details under Section 2 of the Application Form.

- (i) Name and address must be given in full (P.O. Box Address alone is not sufficient).
- (ii) Non-Resident Investors and Foreign Nationals should mandatorily state their complete overseas address in the application form else the application will be rejected. Further, Investors are requested to note that in case information with regard to USA or Canada residence is subsequently received from the investor by way of change of address or obtained from KRA database / CVL, the AMC at a later date reserves the right to redeem the investments after providing due notification to such investor.
- (iii) Please provide the name of the Contact Person in case of investments by a Company / Body Corporate / Partnership Firm / Trust / Society / FIs / Association of Persons / Body of Individuals.
- (iv) If the application is on behalf a Minor, the Guardian's Name and date of birth of the Minor should be provided.
- (v) The minor shall be the first and the sole holder in an account. There shall not be any joint accounts with minor as the first or joint holder.

3. Bank Account Details/ Multiple Bank Account Registration

Investors to ensure the name in the application form and in their bank account are the same. Applicants should provide the name of the bank, branch address, account type and account number of the Sole / First Applicant. As per SEBI guidelines, **it is mandatory for investors to mention their bank account details in the Application Form.** AMC will endeavour to directly credit redemption / dividend proceeds in customer's bank account wherever possible. **For NRI investors** - Kindly also provide the FIRC letter from your banker (i.e. source of funds confirmation) if your account type is NRE. *Applications without this information will be rejected.*

Multiple Bank Accounts Registration Facility:

1. The fund offers its investors' facility to register multiple bank accounts for pay-in & payout purposes and designate one of the bank account as "Default Bank Account". This facility can be availed by using a designated **Multiple Bank Accounts Registration/Deletion Form** (available at the ISCs or downloaded from the Fund's website). In case of new investors, the bank account mentioned on the purchase application form, used for opening the folio, will be treated as default bank account till the investor gives a separate request to register multiple bank accounts and change the default bank account to any of other registered bank account. Registered bank accounts may also be used for verification of pay-ins (i.e. receiving of subscription funds) to ensure that a third party payment is not used for mutual fund subscription. Default Bank Account will be used for all dividends and redemptions payouts unless investor specifies one of the existing registered bank account in the redemption request for receiving redemption proceeds.

2. **Bank Account Details with Redemption Request:** Please note the following important points related to payment of redemption proceeds:

- a. Proceeds of any redemption request will be sent only to a bank account that is already registered and validated in the folio at the time of redemption transaction processing.
- b. Unit holder(s) may choose to mention any of the existing registered bank accounts with redemption request for receiving redemption proceeds. If no registered bank account is mentioned, default bank account will be used.

- c. Updation of Bank Account in a customer's account / folio should be submitted either using the Multiple Bank Account Registration Form or the standalone Change of Bank Mandate form only. Hence, any form containing redemption request will not have the facility to change the bank mandate or update a new bank mandate. The Fund will continue to follow a cooling period policy whenever any change of Bank Mandate request is received / processed few days prior to submission of a redemption request.

If unit holder(s) provide a new and unregistered bank mandate with a specific redemption request (with necessary valid supporting documents) such requests will be processed and paid out after a valid confirmation is received from the investor or within the stipulated timelines as per SEBI regulations, whichever is earlier.

- d. Unit holders will be required to submit a valid request for a change in bank account details along with a cancelled original cheque leaf of the new bank account. Unit holders should without fail cancel the cheque and write 'Cancelled' on the face of it to prevent any possible misuse.

Where such name is not printed on the original cheque, the Unit holder may submit a letter from the bank on its letterhead certifying that the Unit holder maintains/maintained an account with the bank, the bank account information like bank account number, bank branch, account type, the MICR code of the branch & IFSC Code (where available). In case of non-availability of any of these documents, a copy of the attested bank pass book or a attested statement of bank account having the name and address of the account holder and account number.

Following documents in originals / attested copies will be mandatorily required to effect Change in Bank account details: (Original of any one of the following documents or originals should be produced for verification of self-attested copy or copy should be attested by the Bank)

- i. Cancelled original cheque of the new bank mandate with first unit holder name and bank account number printed on the face of the cheque.
 - ii. Latest bank statement not older than 3 months containing the first unit holder name of the investor, bank account number
 - iii. Latest bank passbook with current entries not older than 3 months containing the first unit holder name of the investor, bank account number.
 - iv. Bank Letter in original duly signed by branch manager/authorized personnel in their letter head or bank seal affixed containing the first unit holder name of the investor, bank account number
- e. Any request without the above mentioned documents will be treated invalid and will not be acted upon and any financial transaction, including redemptions, will be carried with the previous details only. Valid change of bank mandate requests with supporting documents will be processed within ten days of documents reaching the head office of the Registrar and any financial transaction request received in the interim will be carried with previous details only.
 - f. Unitholder(s) are strongly advised to register their various bank accounts and continuously update the bank account details with the mutual fund, using this facility well in advance and specify any one of registered bank account for payment of redemption proceeds with each redemption request. If any of the registered bank accounts are closed/ altered, please intimate such change with an instruction to delete/ alter it from our records using this form.
 - g. The registered bank accounts will also be used to identify the pay-in proceeds. Hence, unit holder(s) are advised to register their various bank accounts in advance using this facility and ensure that payments for ongoing purchase transactions are from any of the registered bank accounts only, to avoid fraudulent transactions and potential rejections due to mismatch of pay-in bank details with the accounts registered in the folio
 - h. If in an NRI folio, subscription investments are vide SB or NRO bank account, the bank account types for redemption can be SB or NRO only. If the purchase investments are made vide NRE account(s), the bank accounts types for redemption can be SB/ NRO/ NRE.
 - i. HSBC Mutual Fund, the AMC or its registrar and other service providers shall not be held liable for any loss arising to the unit holder(s) due to the credit of the redemption proceeds into any of the bank accounts registered in the folio.
 - j. HSBC Mutual Fund, the AMC and its registrar shall not be held liable for any loss arising to the Unitholder(s) on account of inadequate or incomplete documentation resulting in delay or rejection of the request.

- k. In case a redemption request is received before the change of bank details has been validated and registered, the redemption request would be processed to the currently registered (existing on fund records) bank account. In such a case the Trustee / AMC will not be responsible in case of old bank mandate being frozen / locked by the bank for any purpose including non-maintenance of adequate balance.

4. Investment and Payment Details

- (i) The application amounts can be tendered by cheque / demand drafts payable locally at any of the ISCs and designated collection centres. For HSBC Cash Fund, please endeavour to submit transaction requests at HSBC Mutual Fund Investor Service Centres. Application Forms accompanied with outstation cheques / stockinvests / postal orders / money orders / cash will not be accepted.
- (ii) All cheques and bank drafts must be drawn in the name of the Scheme or its abbreviation as applicable and crossed "Account Payee only". A separate cheque or bank draft must accompany each Application. All cheques and bank drafts accompanying the application form should contain the application form number / folio number on its reverse. Please note that amount in words and figures on the cheque should not be in local languages. Kindly note that post dated cheques are not allowed except for Systematic Investment Plan (SIP) Transactions.
- (iii) Bank charges for outstation demand drafts will be borne by the AMC and units will be allotted inclusive of the DD charges incurred. The above will be limited to the bank charges as per table below.

Amount	DD Charges
Upto Rs. 10,000/-	At actuals, subject to a maximum of Rs. 65/-
Above Rs. 10,000/-	At Rs. 3.50/- per Rs. 1,000/-. Minimum Rs. 65/- and Maximum Rs. 12,500/-

However, such Demand Draft charges would be borne by the AMC only when the investor is not residing in any of the locations where the AMC or CAMS have official points of acceptance and the Demand draft has not been issued at the AMC/CAMS point of acceptance. Such demand drafts should be payable at the AMC/CAMS location where the investment application is submitted. The AMC will not entertain any request for refund of demand draft charges.

- (iv) If no indication is given for the investment the default Option (Common to all Schemes) will be as follows :

Indication not made / incorrectly made	Default
● Common to all Schemes	
Scheme Name	As indicated on the Cheque
Dividend / Growth Option / Sub-options	Growth Option / Sub-option
Dividend Payout / Reinvestment	Dividend Reinvestment
Mode of holding (in cases where there are more than one applicants)	Joint
Status of First Applicant (Individual, HUF, Company etc.)	Others #
Demat Account Details*	Units will be held in physical mode

* For Investors, who wish to opt for Demat mode, the applicants under the Scheme (including a transferee) will be required to have a beneficiary account with a DP of NSDL/CDSL and will be required to indicate in the application the DP's name, DP ID Number and its beneficiary account number with DP. In the absence of the information (including incomplete information/incorrect) in respect of DP ID/BO ID, the application will be processed with statement option as 'physical' only.

The default option in case of Regular / Institutional / Institutional Plus Option for the Schemes / Plans shall be based on the minimum amount of subscription as specified for the respective Schemes / Plans i.e. based on amount threshold.

Indication not made / incorrectly made	Default
● Scheme Specific	
HMIP	
Regular / Savings Plan	Regular Plan
Monthly / Quarterly Sub-option	Quarterly
HIF	
Investment Plan / Short Term Plan	Short Term Plan
Regular / Institutional / Institutional Plus	Based on amount threshold ##
HIF - ST : Dividend option (Weekly / Monthly)	Weekly
HFRF	
Regular / Institutional Option	Based on amount threshold ##
HFRF - LT : Weekly, Fortnightly & Monthly Dividend Sub-options	Weekly

Indication not made / incorrectly made	Default
HCF	
Regular / Institutional / Institutional Plus Option	Based on amount threshold ##
Daily, Weekly & Monthly Dividend Sub-option	Daily
HUSBF	
Regular / Institutional / Institutional Plus Option	Based on amount threshold ##
Daily, Weekly & Monthly Dividend Sub-options	Daily
HGF	
Weekly and Monthly Dividend Sub-Options	Monthly
HDFD	
Fortnightly, Monthly, Quarterly and Half Yearly Dividend Sub-Options	Monthly

Tax rates (including the tax on dividend distribution) wherever applied on 'others' by HSBC Mutual Fund shall be the same as applicable to a Resident Indian Company.

The minimum amount of subscription as specified for the respective Scheme(s) / Plan(s) / Option(s)

For e.g. in case of HSBC Cash Fund:

- if the amount of subscription is Rs. 5 crores or above - Institutional Plus Option
- if the amount of subscription is equal to or more than Rs. 50 lacs but less than Rs. 5 crores - Institutional Option
- if the amount of subscription is equal to or more than Rs. 1 lac but less than Rs. 50 lacs - Regular Option

PAYMENT MECHANISM

A) Lumpsum Investment

- a) All cheques and bank drafts must be drawn in the name of the respective Scheme(s) or its abbreviation as applicable and crossed "Account Payee only". A separate cheque or bank draft must accompany each Application. Kindly note that post dated cheques are not allowed except for Systematic Investment Plan (SIP) Transactions.

B) SIP Investment

- a) In case an investor wishes to invest on a monthly basis, the investor is required to provide:

- at least 12 cheques of minimum Rs. 1,000 (Rs. One Thousand) or
- one cheque for the first installment in addition to a mandate form to enable subsequent debits either through Electronic Clearing System (ECS) debit or such other facilities as may be provided by the AMC for a block of at least 11 installments.

In case an investor wishes to invest on a quarterly basis, the investor is required to provide:

- at least 4 cheques of minimum Rs. 3,000 (Rs. Three Thousand) each, or
- one cheque for the first installment in addition to a mandate form to enable subsequent debits either through Electronic Clearing System (ECS) debit or such other facilities as may be provided by the AMC for a block of at least 3 balance installments.

For HCF and HFRF-LTP:

- one cheque for the first installment in addition to a mandate form to enable subsequent debits either through Electronic Clearing System (ECS) debit or such other facilities as may be provided by the AMC for a block of at least 20 installments.

Daily : at least 20 installments of minimum Rs. 2,00,000 (or)

Monthly : at least 12 installments of minimum Rs. 1,000

Quarterly : at least 4 installments of minimum Rs. 3,000

For Daily SIP in HCF and HFRF-LTP, systematic investment through Post Dated Cheque(s) if not allowed:

- The first investment cheque while applying for Daily SIP should be either equal or greater than the subsequent SIP installment amounts
- Investors willing to opt for the Daily SIP facility cannot invest via Micro SIP
- Under the Daily SIP facility, if 5 or more consecutive payment instructions provided by the investor are dishonoured for either insufficiency of funds or as a result of a stop payment instruction by the investor, the AMC reserves the right to discontinue the SIP.
- Facility of trading through Stock Exchange mode is not offered for Daily SIP.

- b) The cheque for the first SIP instalment can carry any date. The first instalment of the SIP will be processed subject to applicable NAV & load, if any, on the date of receipt of the application form (post dated cheque will not be accepted). The second instalment in case of monthly SIP will be processed on the available SIP date [currently 3rd, 10th, 17th, 26th or 30th (last business day of the month for February) of every month] indicated by the investor, but immediately following the expiry of 25 Business Days from the date of processing the first SIP. If the choice of date for the second instalment is not indicated by the investor, the second instalment of SIP will be processed on the earliest SIP date [3rd, 10th, 17th, 26th or 30th (last business day of the month for February)] immediately following the expiry of 25 Business Days from the date of processing the first SIP instalment. In case of quarterly SIP, the date for next instalment will be 10th of the relevant month. If any of above dates fall on a holiday, the transaction will be taken as of the next Business Day. Please refer to the Load Structure of each Scheme for details of applicable loads. Outstation cheques will not be accepted.
- c) You can choose multiple SIP dates in the Auto Debit Form in case you wish to make the SIP investment on multiple dates each month.
- d) If SIP form and cheque is submitted with bank details of a city where the Mutual Fund does not provide auto debit facility, first SIP cheque may get processed. However, future debits will not happen and SIP instruction shall be rejected.
- e) In case of rejection of SIP form for any reason whatsoever, the Mutual Fund will not entertain any request for refund of proceeds of first cheque which is already processed. Investors will have to redeem the units allotted through first cheque at applicable NAV.
- f) In case the Frequency (Monthly/Quarterly) and SIP date is not indicated, Monthly frequency shall be treated as the Default Frequency, 10th shall be treated as the Default date.
- g) There is no maximum duration for SIP enrolment. However, SIPs will be registered in a folio held by a minor only till the date of the minor attaining majority, even though the instructions may be for a period beyond that date. The SIP facility will automatically stand terminated upon the Unit Holder attaining 18 years of age. An investor has an option to choose the 'End Date' of the SIP by filling the date or by selecting the Default Date i.e. March 2025. In case the end date is not filled or default March 2025 chosen, the AMC reserves the right to reject such SIP applications.

C) Micro SIP

In accordance with guidelines issued by AMFI vide its circular dated July 14, 2009 SIPs up to Rs. 50,000/- per year per investor i.e. aggregate of investments in a rolling 12 months period or in a financial year i.e. April to March (hereinafter referred to as "Micro SIP") shall be exempted from the requirement of PAN, with effect from August 1, 2009. This exemption shall be applicable only to investments by individuals (excluding PIOs), Minors and Sole proprietary firms including joint holders. HUFs and other categories of investors will not be eligible for this exemption. Micro SIP investors will require to be KYC compliant by fulfilling the uniform KRA KYC formalities and submit the requisite documents along with the investment application.

Micro SIP investors will be subject to uniform KRA KYC process. This exemption on PAN shall not be applicable to normal purchase transactions up to Rs. 50,000/- which will continue to be subject to the PAN requirement.

Along with the KRA KYC acknowledgement and a proof of address, any one of the following photo identification documents can be submitted along with Micro SIP applications as proof of identification in lieu of PAN:

- Voter Identity Card
- Driving License
- Government / Defense identification card
- Passport
- Photo Ration Card
- Photo Debit Card
- Employee ID cards issued by companies registered with Registrar of Companies
- Photo Identification issued by Bank Managers of Scheduled Commercial Banks / Gazetted Officer / Elected Representatives to the Legislative Assembly / Parliament
- ID card issued to employees of Scheduled Commercial / State / District Co-operative Banks
- Senior Citizen / Freedom Fighter ID card issued by Government
- Cards issued by Universities / deemed Universities or institutes under statutes like ICAI, ICWA, ICSI
- Permanent Retirement Account No (PRAN) card issued to New Pension System (NPS) subscribers by CRA (NSDL)
- Any other photo ID card issued by Central Government / State Governments /Municipal authorities / Government organizations like ESIC / EPFO.

Where photo identification documents contains the address of the investor, a separate proof of address is not required.

The photo identification document and the proof of address have to be current and valid and also to be either self attested or attested by the ARN holder (AMFI Registered Distributor) mentioning the ARN number.

While making subsequent Micro SIP applications with a mutual fund, investor can quote the existing folio number where a Micro SIP has been registered and therefore need not resubmit the supporting document. The Micro SIP application will be rejected by the AMC where it is found that the registration of the application will result in the aggregate of Micro SIP installments in a

financial year exceeding Rs.50,000 or where there are deficiencies in the documents submitted by the investors in lieu of PAN as mentioned above. The rejected application will be sent back to the investor with a deficiency memo. In case the first Micro SIP installment is processed (as the cheque may be banked), and the application is found to be defective, the Micro SIP registration will be ceased for future installments. No refunds shall be made by the AMC for the units already allotted and a communication to this effect will be sent to the investors. However, investors shall be allowed to redeem their investments at applicable NAV.

Please use separate Application Form for Option A or B in Section 4.

5. Transaction Charges

In accordance with SEBI circular No. Cir/ IMD/ DF/13/ 2011 dated August 22, 2011, the Fund will deduct Transaction Charges from the investment amount received from the investors investing through a valid ARN Holder i.e. AMFI registered Distributor (provided the Distributor has opted to receive the Transaction Charges). Transaction Charge of Rs. 150 (for a first time investor across mutual funds) or Rs. 100 (for investor other than first time mutual fund investor) per purchase / subscription of Rs. 10,000 and above are deductible from the purchase / subscription amount and payable to the Distributor. The balance amount shall be invested.

Transaction Charges in case of Investments through SIP:

Transaction Charges in case of investments through SIP are deductible only if the total commitment of investment (i.e. amount per SIP installment x No. of installments) amounts to Rs. 10,000 or more. In such cases, Transaction Charges shall be deducted in 3-4 installments.

Transaction Charges shall not be deducted:

- (a) where the Distributor of the investor has not opted to receive any Transaction Charges;
- (b) for purchases / subscriptions / total commitment amount in case of SIP of an amount less than Rs. 10,000/-;
- (c) for transactions other than purchases / subscriptions relating to new inflows i.e. through;
 - Switches / Systematic Transfers / Dividend Transfers/ Dividend Reinvestment, etc.;
- (d) for purchases / subscriptions made directly with the Fund (i.e. not through any Distributor);
- (e) for purchases / subscriptions routed through Stock Exchange(s).

First / Sole Applicant / Guardian should indicate whether he is a first time investor across Mutual Funds or an existing investor in the appropriate box provided for this purpose in the application form. The AMC/ Fund will endeavor to identify the investor as "first time" or "existing" based on the Permanent Account Number (PAN) at the First/ Sole Applicant/ Guardian level. If the PAN details are available, then the First / Sole Applicant / Guardian will be treated as existing investor (i.e. Rs. 100 will be deducted as Transaction Charge) else the declaration in the application form will be considered (i.e. INR. 150 for first time investors or INR. 100 for other than first time investors will be deducted as Transaction Charge, as applicable). However, if an investor has not provided any declaration, he will be considered as an "existing" investor.

6. Process and requirements for Change of Address

AMFI vide its circular 26/2011-12 dated 21 March 2012 has advised uniform procedure to be followed for Change of address in Mutual Fund folios. The following documents will be mandatorily required to effect Change in Address :

a. For Non-KYC compliant folios/clients:

- Proof of new Address (POA), and
- Proof of Identity (POI): PAN card copy if PAN is updated in the folio, or PAN/other proof of identity if PAN is not updated in the folio.

b. For KYC compliant folios/clients:

- Proof of new Address (POA),
- Any other document/form that the KRA may specify form time to time.

Copies of documents submitted must be self-attested and accompanied by originals for verification. If originals are not produced, copies should be properly attested/verified by entities authorized for attesting/verification of documents as per extant KYC guidelines.

Proof of Identity (POI): List of documents admissible as Proof of Identity (*Documents having an expiry date should be valid on the date of submission):

1. PAN card with photograph. This is a mandatory requirement for all applicants except those who are specifically exempt from obtaining PAN (listed in Section D).
2. Unique Identification Number (UID) (Aadhaar)/Passport/Voter ID card/ Driving license.

3. Identity card/ document with applicant's Photo, issued by any of the following: Central/State Government and its Departments,

Statutory/Regulatory Authorities, Public Sector Undertakings, Scheduled Commercial Banks, Public Financial Institutions, Colleges affiliated to Universities, Professional Bodies such as ICAI, ICWAI, ICSI, Bar Council etc., to their Members; and Credit cards/Debit cards issued by Banks.

Proof of Address (POA): List of documents admissible as Proof of Address: (*Documents having an expiry date should be valid on the date of submission)

1. Passport/Voters Identity Card/Ration Card/Registered Lease or Sale Agreement of Residence/Driving License/Flat Maintenance bill/Insurance Copy.
2. Utility bills like Telephone Bill (only land line),Electricity bill or Gas bill - Not more than 3 months old.
3. Bank Account Statement/Passbook -Not more than 3 months old.
4. Self-declaration by High Court and Supreme Court judges, giving the new address in respect of their own accounts.
5. Proof of address issued by any of the following: Bank Managers of Scheduled Commercial Banks/Scheduled Co-operative Bank/ Multinational Foreign Banks/Gazetted Officer/Notary public/ Elected representatives to the Legislative Assembly or Parliament/ Documents issued by any Govt. or Statutory Authority.
6. Identity card/document with address, issued by any of the following: Central/State Government and its Departments, Statutory/Regulatory Authorities, Public Sector Undertakings, Scheduled Commercial Banks, Public Financial Institutions, Colleges affiliated to Universities and Professional Bodies such as ICAI, ICWAI, ICSI, Bar Council etc., to their Members.

7. The proof of address in the name of the spouse may be accepted.

List of people authorized to attest the Proof of Address and Proof of identity after verification with the originals:

1. Authorised officials of Asset Management Companies (AMC).
2. Authorised officials of Registrar & Transfer Agent (R&T) acting on behalf of the AMC.
3. KYD compliant mutual fund distributors.
4. Notary Public, Gazetted Officer, Manager of a Scheduled Commercial/ Co-operative Bank or Multinational Foreign Banks (Name, Designation & Seal should be affixed on the copy).
5. In case of NRIs, authorized officials of overseas branches of Scheduled Commercial Banks registered in India, Notary Public, Court Magistrate, Judge, Indian Embassy/Consulate General in the country where the client resides are permitted to attest the documents.
6. Government authorized officials who are empowered to issue Apostille Certificates.

7. Declaration and Signatures

- a) Signature should be in black or blue ink only.
- b) Signatures should be in English or in any Indian language. Thumb impressions and Signatures in languages not specified in the Eight Schedule of the Constitution of India should be attested by a Magistrate or a Notary Public or a Special Executive Magistrate under his / her official seal. In case of HUF, the Karta will sign on behalf of the HUF.
- c) Applications on behalf of minors should be signed by their Guardian.

HSBC Mutual Fund / AMC, reserves the right to reject any application inter alia in the absence of fulfilment of regulatory requirements, fulfilment of requirements of the Combined SID, SAI and furnishing necessary information to the satisfaction of the Mutual Fund / AMC.

CHECKLIST FOR DOCUMENTATION

Documents	Individuals	NRIs	Minors	Companies / Body Corporates	Trusts	Societies	HUF	Partnership Firms	FIs	Investments through Constituted Attorney
1. Certificate of Incorporation / Registration				✓	✓			✓	✓	
2. Resolution / Authorisation to invest				✓	✓	✓		✓	✓	
3. List of Authorised Signatories with Specimen Signature(s)				✓	✓	✓		✓	✓	✓
4. Memorandum & Articles of Association				✓						
5. Trust Deed					✓					
6. Bye-Laws						✓				
7. Partnership Deed / Deed of Declaration							✓	✓		
8. Notarised Power of Attorney										✓
9. Proof of PAN and KYC (including for guardian)	✓	✓	✓	✓	✓	✓	✓	✓	✓	✓
10. Overseas Auditor's Certificate (applicable for DTAA)		✓							✓	
11. Foreign Inward Remittance Certificate		✓							✓	
12. Date of Birth Certificate or School Living Certificate or Passport of Minor			✓							
13. Document evidencing relationship with Guardian			✓							

All documents for entities above should be originals / true copies certified by the Director / Trustee / Company Secretary / Authorised Signatory / Notary Public.

OFFICIAL POINTS OF ACCEPTANCE OF TRANSACTION REQUESTS

HSBC MUTUAL FUND

- **Bengaluru** : No. 7, HSBC Center, M.G. Road, Bengaluru 560 001
- **Chennai** : 96, Radhakrishnan Salai, 2nd Floor, Mylapore, Chennai 600 004
- **Kolkata** : Jasmine Tower, 1st Floor, 31, Shakespeare Sarani, Kolkata 700 017
- **Mumbai** : 314, D. N. Road, Fort, Mumbai 400 001
- **New Delhi** : 3rd Floor, East Tower, Birla Tower, 25, Barakhamba Road, New Delhi 110 001.

CAMS SERVICE CENTRES / CAMS LIMITED TRANSACTION POINTS / CAMS COLLECTION CENTRES

For details on CAMS Service Centres, CAMS Limited Transaction Points and CAMS Collection Centres, please visit www.camsonline.com or call us on 1800 200 2434.

CAMS Limited Transaction Points and CAMS Collection Centres have limited operating hours from 12:00 p.m. to 3 p.m. Collection Centres only accept application forms and service requests. For any enquiries, customers transacting at these locations are requested to call the nearest CAMS Service Center or the National Toll Free Customer Support number.

Toll Free Number : 1800 200 2434 (can be dialled from all phones)

For more details on visit : www.camsonline.com

Please check our website www.assetmanagement.hsbc.com/in for an updated list of Official Points of Acceptance of HSBC Mutual Fund.

Please endeavour to submit transaction requests in HSBC Cash Fund at HSBC Mutual Fund Investor Service Centres only.

Common Application Form for Debt & Liquid Schemes / Plans

DISTRIBUTOR INFORMATION (Only empanelled Distributors / Brokers will be permitted to distribute Units)

Distributor / Broker ARN	Sub-Broker / Bank Branch Code	M.O. Code
ARN -		

Application No. : D

For Office Use Only

Upfront commission shall be paid directly by the investor to the AMFI registered Distributors based on the investor's assessment of various factors including the service rendered by the distributor. Any correction of Broker Code requires investor's authentication.

1 TRANSACTION CHARGES (Please refer point 5 on page 21 regarding transaction charges applicability)

New Investor - I am a First time Mutual Fund Investor **Existing Investor⁺⁺** - I am an Existing Mutual Fund Investor (⁺⁺Default if not ticked)
(INR.150 deductible as transaction charge and payable to the distributor) (INR.100 deductible as transaction charge and payable to the distributor)

In case the purchase / subscription amount is Rs. 10,000 or more and your Distributor has opted to receive Transaction Charges, the same is deductible as above from the investment amount and payable to the Distributor. Units will be issued against the balance amount invested.

2 APPLICANT'S INFORMATION [Please fill in your Folio No. below. In case of existing folio, furnish only KYC and PAN details below (if not provided earlier) and proceed to Section 3]

Folio No. Please note that applicant details and mode of holding will be as per existing Folio Number.

SOLE/FIRST APPLICANT'S PERSONAL DETAILS AS APPEARING ON PAN CARD **Are you a US person/resident of Canada? (✓) Yes** **No⁺⁺**

Name Mr Ms M/s

Date of Birth^{~‡} (Mandatory for Minors) **PAN^{**}** (Mandatory) Enclosed (✓) PAN Card Copy KYC Compliance Proof*
~ Proof Enclosed (✓) Birth Certificate School Leaving Certificate Marksheet issued by HSC/State Board Passport Others _____ (please specify)

e-mail

Occupation[‡] (✓) Private Sector Service Public Sector / Government Service Business Professional Agriculturist Retired Housewife Student Proprietorship Forex Dealer Others (Please specify) _____

Guardian Name (if Sole / First applicant is a Minor) **Contact Person** (in case of Non-individual Investors only)

Mr Ms M/s

Natural Guardian⁺ (Father or Mother) Legal Guardian⁺⁺ (court appointed Guardian) **PAN^{**}** (Mandatory)

⁺ Document evidencing relationship with Guardian ⁺⁺ In case of Legal Guardian, please submit attested copy of the court appointment letter, affidavit etc. to support. Enclosed (✓) PAN Card Copy KYC Compliance Proof*
PAN/KYC not required for contact person but required for Guardian of Minor.

Nationality[‡] **Country of Residence[‡]**

Address for Correspondence[‡] [P.O. Box Address is NOT sufficient] (Should be same as in KRA records, please refer to point 8 under Important Instructions)

City Pin Code

State Country

Contact Details

Phone O Extn. Fax
R Mobile

Overseas Address (Mandatory in case of NRI / FII applicant in addition to mailing address) (Should be same as in KRA records, please refer to point 8 under Important Instructions)

City

State Country (Mandatory) Zip Code

Status (✓) Resident Individual Minor Partnership Company HUF FII NRI Trust Society AOP / BOI Others _____

Mode of Holding (✓) Single Joint (Default if not mentioned) Anyone or Survivor

Name of Second Applicant (Not applicable if Sole / First Applicant is a Minor and Second Applicant cannot be a Minor) **Are you a US person/resident of Canada? (✓) Yes** **No⁺⁺**

Mr Ms M/s

PAN^{}** (Mandatory) Enclosed (✓) PAN Card Copy KYC Compliance Proof* Date of Birth

Name of Third Applicant (Not applicable if Sole / First Applicant is a Minor and Third Applicant cannot be a Minor) **Are you a US person/resident of Canada? (✓) Yes** **No⁺⁺**

Mr Ms M/s

PAN^{}** (Mandatory) Enclosed (✓) PAN Card Copy KYC Compliance Proof* Date of Birth

PoA Holder Details* (If the investment is being made by a Constituted Attorney please furnish Name and PAN of PoA holder)

Mr Ms M/s

PAN^{}** (Mandatory) Enclosed (✓) PAN Card Copy KYC Compliance Proof*

PoA copy notarised or the original copy of PoA needs to be submitted in case of Investment through PoA.

* W.e.f. January 1, 2011, all the applicants need to be KYC Compliant irrespective of the amount invested (including switch). W.e.f. January 1, 2012, applicants who are not KYC compliant are required to complete the uniform KYC process (for details refer point 8 under Important Instructions). ** W.e.f. January 1, 2008, PAN number is Mandatory for all investors (including Joint Holders, Guardian in case of Minor and NRIs). Please see point 7 under Important Instructions. ‡ Please note that information sought here will be obtained from KRA also. In case of any differences, the KRA input will apply. ‡‡ Default if not ticked. ...continued overleaf ⇨

ACKNOWLEDGEMENT SLIP (To be filled in by the Investor)

Application No. : D

Note: This Acknowledgement Slip is for your reference only. Information provided on the form is considered final.

Received from Mr Ms M/s

Folio No. application for Units of Scheme _____

Plan _____ Option _____ Sub-option _____ alongwith Cheque/DD No. _____

Dated _____ Drawn on (Bank) _____ Amount (Rs.)

SIP Investment Toal Cheques ECS/Direct Debit Facility Total Amount (Rs.)

Date **Please Note** : All purchase are subject to realisation of instruments. All transaction processing is subject to final verification.

ISC Stamp, Signature & date

3 BANK ACCOUNT DETAILS (MANDATORY as per SEBI Guidelines) (refer Instruction No. 3 for Multiple Bank Account Registration details)

Core Banking A/C No. [] A/c. Type (✓) Current Savings NRO* NRE* * For NRI Investors
Bank Name []
Branch Address []
MICR Code [9 digit number next to you] Cheque No. RTGS IFSC Code [F d r R u p e e s O n e l a k h a n d a b o v e] NEFT IFSC Code [F o r e s s t i a n R u p e e s O n e l a k h]

Please also provide a cancelled cheque leaf of the same bank account as mentioned above. Mentioning your 11 digit RTGS IFSC Code or NEFT IFSC Code, as applicable, will help us transfer the amount to your bank account quicker, electronically.

4 INVESTMENT & PAYMENT DETAILS (Please (✓) Scheme / Plan / Option / Sub-option / Dividend Frequency) (refer Instruction No. 9 on Third Party Payments)

Scheme HMIP-R HMIP-S HIF HGF HFRF HCF HUSBF HFDF Option Regular Institutional Institutional Plus
Plan ^^ Sub-option Growth (default) Dividend Reinvestment Dividend Payout
Dividend Frequency Daily** Weekly† Monthly# Quarterly\$ Fortnightly^ Half Yearly††

The scheme name mentioned on the application form and the cheque has to be same. In case of any discrepancy between the two, units will be allotted as per scheme name mentioned on the cheque only.
^^ Applicable for HMIP-R, HMIP-S, HIF and HFRF only. ** Applicable for Institutional / Institutional Plus options of HCF & HUSBF and Regular option of HUSBF and HCF only. † Applicable for Institutional / Institutional Plus options of HFRF-LT, HUSBF, HCF and Regular option of HFRF-LT, HUSBF, HCF only. Dividend Payout in case of HFRF-LT is done only for dividend amount equal to or greater than 1 lacs. # Applicable for Institutional / Institutional Plus Options of HCF & HFRF-LT, HIF-SP, HUSBF, HFDF, HGF, HMIP-R and HMIP-S only. \$ Applicable for HMIP-R, HMIP-S, HUSBF, HFDF and HIF-IP only. ^ Applicable for Regular & Institutional Option of HFDF and Institutional Option of HFRF LT. †† Applicable for Regular and Institutional Options of HFDF. Please note that dividend payout is available only in the Monthly, Quarterly & Half Yearly Sub-Options.

A) ONE TIME LUMP SUM INVESTMENT (Please fill the details hereunder. Do not submit SIP Auto Debit Form)

Payment Mode: Cheque DD RTGS NEFT Fund Transfer Cheque/RTGS/NEFT/DD/FT Date [D D / M M / Y Y Y Y]
Cheque/DD/RTGS/NEFT No. [] Payment from Bank A/c. No. []
Investment Amount (Rs.) (i) [] Bank Name []
DD charges (Rs.) (ii) [] Branch []
Total Amount (Rs.) (i + ii) [] A/c. Type (✓) Current Savings NRO* NRE* FCNR* Others _____ (* For NRI Investors)

Documents attached to avoid Third Party Payment Rejection where applicable : Third Party Declarations Bank Certificate for Pre-funded Instruments

MANDATORY DECLARATION : The details of the bank account provided above pertain to my/our own bank account in my /our name Yes No. If no, my relationship with the bank account holder (✓)

Parent Grandparent Employee Custodian Others _____ (Please specify); and the Third Party declaration form is attached (Refer important instruction No. 9 on the Third Party Payments).

B) SIP : SYSTEMATIC INVESTMENT PLAN (For SIP through ECS Debit Clearing) (Please fill up SIP Auto Debit Form and attach with this)

First SIP Cheque/DD Details : Cheque/DD No. [] Cheque/DD Date [D D / M M / Y Y Y Y]
Drawn on Bank A/c. No. [] Bank Name & Branch []

5 SYSTEMATIC TRANSFER PLAN (STP) (For investors in Scheme(s) where applicable)

Transfer from Scheme : HIF HGF HMIP-R HMIP-S HFRF HCF HUSBF HFDF
Plan []
Option Regular Institutional Institutional Plus
Sub-option Growth Dividend Reinvestment Dividend Payout
Dividend Frequency Daily Weekly Monthly Quarterly Fortnightly Half Yearly
Transfer to Scheme : HEF HIOF HUOF HPTF HMEF HEMF HTSF HSCF HDF HBF
Option Growth Dividend Reinvestment Dividend Payout
Amount per instalment (Rs.) []
(Minimum transfer amount Rs.1000/- and in multiples of Re.1/- thereafter)
STP Date (✓) 3rd 10th 17th 26th 30th ## All Dates
Instalment commencing ## Last Business Day of the month for February
From [M M / Y Y Y Y] To [M M / Y Y Y Y]

6 NON-INTENTION TO NOMINATE (Mandatory for new Folios of Individuals where mode of holding is single and who do not wish to nominate)

Please ✓ I/We hereby confirm that I/We do not wish to exercise the right of nomination in respect of units subscribed/purchased by me/us.

Signature(s)	Sole/First Applicant	Second Applicant	Third Applicant
--------------	----------------------	------------------	-----------------

NOMINATION DETAILS (Mandatory for new Folios of Individuals where mode of holding is single) (ref. Important Instruction 12)

I/We _____ (Unit holder 1), _____ (Unit holder 2) and _____ (Unit holder 3) *do hereby nominate the person(s) more particularly described hereunder and*/cancel the nomination made by me/us on the _____ day of _____ in respect of the Units under Folio No. _____ (*strike out which is not applicable)

Name & Address of Nominee(s)	Date of Birth	Name & Address of Guardian	Signature of Nominee / Guardian of Nominee (Optional)	Proportion (%) in which the units will be shared by each Nominee*
Nominee 1				
Nominee 2				
Nominee 3				

* the aggregate total should be 100%.

7 DECLARATION AND SIGNATURES (In case of joint holding, signatures of all unit holders are mandatory)

The Trustees, HSBC Mutual Fund
Having read and understood the contents of the Combined Scheme Information Document, SAI and Addenda of the Scheme(s) issued till date, I / We hereby apply under Direct / AMFI Certified empanelled distributors to the Trustees of HSBC Mutual Fund for units of the Scheme / Plan / Option as indicated above and agree to abide by the terms, conditions, rules and regulations of the Scheme. I / We have understood the details of the Scheme and I / We have not received nor been induced by any rebate or gifts, directly or indirectly, in making this investment. I / We hereby authorise HSBC Mutual Fund, its Investment Manager and its Agents to disclose details of my / our investment to my/our bank(s) / HSBC Mutual Fund's Bank(s) and / or Distributor/ Broker / Investment Advisor and to verify my / our bank details provided by me / us. I/We hereby declare that the particulars given above are correct and express my / our willingness to make payments referred above through participation in ECS / Direct Debit Facility. If the transaction is delayed or not effected at all for reasons of incomplete or incorrect information, I/ We would not hold HSBC Asset Management (India) Pvt. Ltd. (Investment Manager to HSBC Mutual Fund), their appointed service providers or representatives responsible. I/We will also inform HSBC Asset Management (India) Pvt. Ltd., about any changes in my / our bank account. I/We have read and agreed to the terms and conditions for ECS / Direct Debit. *I/We confirm that I am/we are Non-Residents of Indian Nationality/ Origin and that the funds are remitted from abroad through approved banking channels or from my / our NRE / NRO / FCNR Account. I / We confirm that the details provided by me / us are true and correct. I / We hereby declare that the amount being invested by me/us in the Scheme(s) of HSBC Mutual Fund is derived through legitimate sources and is not held or designed for the purpose of contravention of any Act, Rules, Regulations or any statute or legislation or any other applicable laws or any Notifications, Directions issued by any governmental or statutory authority from time to time. *Applicable to NRI I / We confirm that the ARN holder has disclosed to me/us all the commissions (in the form of trail commission or any other mode), payable to him for the different competing Schemes of various Mutual Funds from amongst which the Scheme is being recommended to me/us.
I/We confirm that I am/We are not United States person(s) under the laws of United States or resident(s) of Canada. In case of change to this status, I/We shall notify the AMC, in which event the AMC reserves the right to redeem my/our investments in the Scheme(s).

Sole / First Applicant Guardian / PoA
Second Applicant / PoA
Third Applicant / PoA
Date []

Please write Application Form No. / Folio No. on the reverse of the Cheque / Demand Draft.

Default options will be applied in cases where the information provided is either ambiguous or has any discrepancy.

CONTACT US AT

HSBC MUTUAL FUND INVESTOR SERVICE CENTRES:
• **Bengaluru** : No. 7, HSBC Center, M.G Road, Bengaluru 560 001 • **Chennai** : 96, Radhakrishnan Salai, 2nd Floor, Mylapore, Chennai 600 004 • **Kolkata** : Jasmine Tower, 1st Floor, 31, Shakespeare Sarani, Kolkata 700 017 • **Mumbai** : 314, D. N. Road, Fort, Mumbai 400 001 • **New Delhi** : 3rd Floor, East Tower, Birla Tower, 25, Barakhamba Road, New Delhi 110 001.
TOLL FREE NUMBER : 1800 200 2434 (can be dialled from all phones)

AUTO DEBIT FORM - For SIP Investments

DISTRIBUTOR INFORMATION (Only empanelled Distributors / Brokers will be permitted to distribute Units)

Distributor / Broker ARN	Sub-Broker / Bank Branch Code	M.O. Code
ARN -		

Application No. :

For Office Use Only

Upfront commission shall be paid directly by the investor to the AMFI registered Distributors based on the investor's assessment of various factors including the service rendered by the distributor. Any correction of Broker Code requires investor's authentication.

1 ECS DEBIT BANK ACCOUNT DETAILS (MANDATORY) (Cheque should be drawn on bank, details provided below or please attach cancelled Cheque copy.)

I / We hereby authorise HSBC Asset Management (India) Pvt. Ltd., Investment Manager to HSBC Mutual Fund acting through their authorised service providers to debit my / our following bank account by ECS (Debit Clearing) / Direct Debit Facility or any other facility for collection of SIP payments.

Name of the Account Holder as in Bank Records

First Name	Middle Name	Last Name
------------	-------------	-----------

Folio No. Application No.

Scheme Name

Name of the Bank

Branch Address

City

Account Number A/c.Type (✓) Current Savings NRO* NRE* *For NRI Investors

Monthly Debit Amount MICR Code ◀ (9 digit number next to your Cheque No.)

SIP Date (✓) **Monthly** (Default^): 3rd 10th (Default^)^ 17th 26th 30th ## All Dates **Quarterly** (10th) **Daily** (only for HCF and HFRF-LTP)

SIP Period Start Date End Date March 2025 ^^

Last Business Day of the month for February ^ Refer instruction 4b(f) ^^ Refer instruction 4b(g)

There should be a minimum time gap of 25 Business Days for the first instalment of SIP through ECS (Debit Clearing) or Direct Debit. Minimum 12 instalments under Monthly SIP and 4 quarters for Quarterly SIP.

2 AUTHORISATION OF THE BANK ACCOUNT HOLDER [to be signed by the Account Holder(s)]

This is to inform I / we have registered for the RBI's Electronic Clearing Service (Debit Clearing) / Direct Debit Facility and that my / our payment towards my / our investment in HSBC Mutual Fund shall be made from my / our below mentioned bank account number with your bank. I / We authorise HSBC Asset Management (India) Pvt. Ltd. (Investment Manager to HSBC Mutual Fund), acting through their service providers and representative carrying this ECS mandate / Direct Debit Facility Form to get it verified & executed. Mandate verification charges, if any, maybe charged to my / our account.

SIGNATURE(S) (As In Bank Records)

Account Number	<input type="text"/>	<input type="text"/>	<input type="text"/>
	Sole/First Account Holder	Second Account Holder	Third Account Holder

AUTO DEBIT FORM - For MICRO SIP Investments (refer instruction 4C on page 21)

DISTRIBUTOR INFORMATION (Only empanelled Distributors / Brokers will be permitted to distribute Units)

Distributor / Broker ARN	Sub-Broker / Bank Branch Code	M.O. Code
ARN -		

Application No. :

For Office Use Only

Upfront commission shall be paid directly by the investor to the AMFI registered Distributors based on the investor's assessment of various factors including the service rendered by the distributor. Any correction of Broker Code requires investor's authentication.

1 ECS DEBIT BANK ACCOUNT DETAILS (MANDATORY) (Cheque should be drawn on bank, details provided below or please attach cancelled Cheque copy.)

I / We hereby authorise HSBC Asset Management (India) Pvt. Ltd., Investment Manager to HSBC Mutual Fund acting through their authorised service providers to debit my / our following bank account by ECS (Debit Clearing) / Direct Debit Facility or any other facility for collection of SIP payments.

Name of the Account Holder as in Bank Records

First Name	Middle Name	Last Name
------------	-------------	-----------

Folio No. Application No.

Scheme Name

Name of the Bank

Branch Address

City

Account Number A/c.Type (✓) Current Savings NRO* NRE* *For NRI Investors

Monthly Debit Amount MICR Code ◀ (9 digit number next to your Cheque No.)

SIP Date (✓) **Monthly** (Default^): 3rd 10th (Default^)^ 17th 26th 30th ## All Dates **Quarterly** (10th) **Daily** (only for HCF and HFRF-LTP)

SIP Period Start Date End Date March 2025 ^^

Last Business Day of the month for February ^ Refer instruction 4b(f) ^^ Refer instruction 4b(g)

There should be a minimum time gap of 25 Business Days for the first instalment of SIP through ECS (Debit Clearing) or Direct Debit. Minimum 12 instalments under Monthly SIP and 4 quarters for Quarterly SIP.

2 AUTHORISATION OF THE BANK ACCOUNT HOLDER [to be signed by the Account Holder(s)]

This is to inform I / we have registered for the RBI's Electronic Clearing Service (Debit Clearing) / Direct Debit Facility and that my / our payment towards my / our investment in HSBC Mutual Fund shall be made from my / our below mentioned bank account number with your bank. I / We authorise HSBC Asset Management (India) Pvt. Ltd. (Investment Manager to HSBC Mutual Fund), acting through their service providers and representative carrying this ECS mandate / Direct Debit Facility Form to get it verified & executed. Mandate verification charges, if any, maybe charged to my / our account.

SIGNATURE(S) (As In Bank Records)

Account Number	<input type="text"/>	<input type="text"/>	<input type="text"/>
	Sole/First Account Holder	Second Account Holder	Third Account Holder

ECS / Direct Debit - Terms & Conditions

1. ECS facility is offered to the investors having bank accounts in **select cities mentioned below.**

• Agra • Ahmedabad • Allahabad • Amritsar • Anand • Asansol • Aurangabad • Bengaluru • Bardhaman • Baroda
• Belgaum • Bhavnagar • Bhilwara • Bhopal • Bhubaneswar • Bijapur • Bikaner • Chandigarh • Chennai • Coimbatore
• Cuddalore • Cuttack • Dargeeling • Davangere • Dehradun • Dhanbad • Durgapur • Ernakulam • Erode • Gadag
• Gangtok • GOA • Gorakhpur • Gulbarga • Guwahati • Gwalior • Haldia • Hubli • Hyderabad • Indore • Jabalpur • Jaipur
• Jalandhar • Jam Nagar • Jammu • Jamshedpur • Jodhpur • Kakinada • Kanpur • Kolhapur • Kolkata • Kota • Kozhikode
• Lucknow • Ludhiana • Madurai • Mandya • Mangalore • Mumbai • Mysore • Nagpur • Nashik • Nellore • New Delhi
• Patna • Pondicherry • Pune • Raichur • Raipur • Rajkot • Ranchi • Salem • Shimla • Shimoga • Siliguri • Solapur
• Surat • Thirupur • Thiruvananthapuram • Thrissur • Tiruchirapalli • Tirupathi • Tumkur • Udaipur • Udipi • Varanasi
• Vijayawada • Visakhapatnam

List of Banks / Branches for SIP Direct Debit Facility

Banks	Branches
Axis Bank Limited, HDFC Bank Ltd., ICICI Bank, IDBI Bank Limited, IndusInd Bank Limited, ING Vysya Bank Ltd. and Kotak Mahindra Bank Limited	All Branches
Bank of Baroda, Bank of India and Punjab National Bank	Select Branches

2. The cities in the list may be modified / updated / changed / removed at any time in future entirely at the discretion of HSBC Mutual Fund without assigning any reason or prior notice. If any city is removed, SIP instructions for investors in such cities via ECS (Debit) route will be discontinued without prior notice.
3. The bank account provided for ECS (Debit) should participate in local MICR clearing.
4. Investor will not hold HSBC Mutual Fund, its registrars and other service providers responsible if the transaction is delayed or not effected or the investor bank account is debited in advance or after the specific SIP date due to various clearing cycles of ECS / Direct Debt Facility.
5. HSBC Asset Management (India) Pvt. Ltd., Registrars (CAMS) and other service providers shall not be responsible and liable for any damages / compensation for any loss, damage etc. incurred by the investor. The investor assumes the entire risk of using this facility and takes full responsibility.
6. You can choose to discontinue this facility by giving 25 Business Days written notice to our Registrar CAMS.
7. HSBC AMC and its service providers reserve the right to disclose the details of the Investors and their transactions using the SIP Auto Debit to third parties for the purposes of verification and execution of the Auto Debit Facility as also for the purpose of law enforcement, fraud prevention, audit and inspection requirement etc.
8. The Investor undertakes and agrees that the SIP Auto Debit Facility requested for via this Form is subject to acceptance of the terms and conditions mentioned in the Combined SID, SAI.

1 THIRD PARTY PAYMENT DECLARATION (Should be enclosed with each payment/SIP Enrolment)

Payments by : Parent/Grand-Parents/Related Persons Other than the Registered Guardian
 Payments to : Minor Folio only; In consideration of: Natural love and affection or as gift only
 Maximum Value : Not Exceeding Rs 50,000/- (each regular purchase or per SIP instalment)

Application and Payment Details (All details below are Mandatory, including relationship, PAN & KYC):

Folio No.											Application Form No.									
Beneficiary Name																				
Investment Amount in Rs.											<input type="checkbox"/> Lump sum <input type="checkbox"/> SIP with post-dated Cheques <input type="checkbox"/> SIP Auto Debit									
Bank Details	A/c No.										Branch									
	Bank Name																			
DD / Cheque No. (Lump sum)											Dated	D	D	M	M	Y	Y	Y	Y	
Cheque Nos. (for SIP via PDC)	From											To								
Cheque Drawn on A/c No.																				

Declaration and Signatures:

	Parent/Grand-Parents/Related Persons Other than the Registered Guardian	Guardian of Minor, as registered in the Folio																			
Name																					
Relationship with Minor																					
Income Tax PAN																					
KYC Acknowledgement	<input type="checkbox"/> Attached (Mandatory for any amount)										<input type="checkbox"/> Attached (Mandatory for any amount)										
Declaration	I hereby declare and confirm the minor stated above is the beneficial owner of the investment details mentioned above and I am providing the funds for these investments on account of my natural love and affection or as gift from my bank account only.										I confirm that I am the legal guardian of the Minor, registered in folio and have no objection to receiving these funds on behalf of the Minor.										
Signature																					
Contact Number																					

2 BANKER'S CERTIFICATE (in case of Demand Draft / Pay Order / Any Other pre-funded instrument)

To whomsoever it may concern, we hereby confirm the following details regarding the instrument issued by us:

Instrument Details:

Instrument Type	<input type="checkbox"/> Demand Draft										<input type="checkbox"/> Pay Order / Banker's Cheque									
	<input type="checkbox"/> Debit to Account										<input type="checkbox"/> Against Cash (< Rs. 50,000 only)									
Instrument Number											Date	D	D	M	M	Y	Y	Y	Y	
Investment Amount in Rs.																				
In Favour of / Favouring																				
Payable At																				

Details of Bank Account Debited for issuing the instrument:

Bank Account No.												Account Type										
Account Holder Details	Name										Income Tax PAN											
1.																						
2.																						
3.																						

If the issuing Bank branch is outside India:

We further declare that we are registered as a Bank/branch as mentioned below:

Under the Regulator	Name of the Regulator									
In the Country	Country Name									
Registration No.	Registration Number									

We confirm having carried out necessary Customer Due Diligence with regard to the Beneficiary and to the source of the funds received from him, as per the standards of Anti-Money Laundering laws and other applicable relevant laws in our country

Branch Manager/Declarant(s)

Signature _____

Name _____ Bank & Branch Seal

Address _____

City _____ State _____ Postal code _____

Country _____ Contact Number _____

Important Note: It is clarified that the Bankers Certificate suggested above is recommendatory in nature, as there may be existing Bank Letters / Certificates / Declarations, which will confirm to the spirit of the requirements, if all required details are mentioned in the certificate.

3 PAYMENT BY EMPLOYER ON BEHALF OF EMPLOYEE (under Systematic Investments Plans through Payroll deductions)

To whomsoever it may concern

We hereby declare that the Application Form No/s. _____ for subscription of units in _____ (Name of the Scheme / Plan / Option) is accompanied by

Cheque No. _____ Dated _____ Drawn on _____ (Name of the Bank / Branch).

We confirm that the beneficial owner(s) of the investment in these units is/are _____ (Name of the Employee/s, with employee number/s), who is / are my / our employee/s and am providing the funds for these investments through the payroll deduction.

Signature of Declarant(s) _____

Name of Declarant(s) _____

Income Tax PAN _____ KYC Acknowledgement attached (Mandatory for any amount)

Address of Declarant(s) _____

City _____ Postal code _____

State _____ Country _____

Signature of Beneficiary(ies) _____

4 CUSTODIAN ON BEHALF OF AN FII OR CLIENT (Should be enclosed with each payment)

To whomsoever it may concern

Application and Payment Details (All details below are Mandatory):

Folio No.	_____	Application Form No.	_____																								
Beneficial Applicant/ Investor Name	_____																										
Investment Amount in Rs.	_____																										
Payment Mode	<input type="checkbox"/> Cheque <input type="checkbox"/> Fund Transfer <input type="checkbox"/> RTGS <input type="checkbox"/> NEFT																										
Payment Cheque / UTR No.	<table border="1" style="display: inline-table; border-collapse: collapse;"> <tr> <td style="width: 20px; height: 20px;"></td> <td style="width: 20px; height: 20px;"></td> <td style="width: 20px; height: 20px;"></td> <td style="width: 20px; height: 20px;"></td> <td style="width: 20px; height: 20px;"></td> <td style="width: 20px; height: 20px;"></td> <td style="width: 20px; height: 20px;"></td> <td style="width: 20px; height: 20px;"></td> <td style="width: 20px; height: 20px;"></td> <td style="width: 20px; height: 20px;"></td> <td style="width: 20px; height: 20px;"></td> <td style="width: 20px; height: 20px;"></td> <td style="width: 20px; height: 20px;"></td> <td style="width: 20px; height: 20px;"></td> <td style="width: 20px; height: 20px;"></td> <td style="width: 20px; height: 20px;"></td> <td style="width: 20px; height: 20px;"></td> </tr> </table>																		Dated	D	D	M	M	Y	Y	Y	Y
Payment from Bank	_____																										
Payment from A/c No.	_____																										

We further declare that we are registered as a Custodian with SEBI under Registration No.: _____

We confirm the beneficial owner as stated above and that this payment is issued by us in our capacity as Custodian to the Applicant/Investor. The source of this payment is from funds provided to us by the Applicant/Investor.

Signature of Declarant(s) _____

Name of Declarant(s) _____

Income Tax PAN _____ KYC Acknowledgement attached (Mandatory for any amount)

Address of Declarant(s) _____

City _____ Postal code _____

State _____ Country _____

Multiple Bank Accounts Registration / Deletion Form

(Please read the Instructions overleaf and attached necessary documents for registration of Bank Accounts. Strike off the Sections not used by you to avoid unauthorised use.)

Folio No. (For Existing Unit Holders) <input style="width: 100%;" type="text"/>	OR	Application No. (For New Unit Holders) <input style="width: 100%;" type="text"/>
Name of Sole / First Unit Holder <input style="width: 100%;" type="text"/>		Permanent Account No. (PAN) <input style="width: 100%;" type="text"/>

A ADDITION OF BANK ACCOUNTS

Please register my/our following bank accounts for all investments in my/our folio. I/We understand that I/We can choose to receive payment proceeds in any of these accounts, by making a specific request in my/our redemption request. I/We understand that the bank accounts listed below shall be taken up for registration in my/our Folio in the order given below and the same shall be registered only if there is a scope to register additional bank accounts in the Folio subject to a maximum of five in the case of individuals and ten in the case of non individuals.

For each bank account, Investors should produce original for verification or submit originals of the documents mentioned below.

Core Bank Account No. <input style="width: 100%;" type="text"/> Bank Name <input style="width: 100%;" type="text"/> City <input style="width: 100%;" type="text"/> MICR Code[^] <input style="width: 100%;" type="text"/>	Account Type (✓) <input type="checkbox"/> Current <input type="checkbox"/> Savings <input type="checkbox"/> NRO# <input type="checkbox"/> NRE# <input type="checkbox"/> FCNR# <input type="checkbox"/> Branch <input style="width: 100%;" type="text"/> PIN Code <input style="width: 100%;" type="text"/> IFSC Code^{^^} <input style="width: 100%;" type="text"/>
Attested Document attached* [Any one (✓)] <input type="checkbox"/> Cancelled Cheque with name pre-printed <input type="checkbox"/> Bank statement <input type="checkbox"/> Pass book <input type="checkbox"/> Bank Certificate	

Core Bank Account No. <input style="width: 100%;" type="text"/> Bank Name <input style="width: 100%;" type="text"/> City <input style="width: 100%;" type="text"/> MICR Code[^] <input style="width: 100%;" type="text"/>	Account Type (✓) <input type="checkbox"/> Current <input type="checkbox"/> Savings <input type="checkbox"/> NRO# <input type="checkbox"/> NRE# <input type="checkbox"/> FCNR# <input type="checkbox"/> Branch <input style="width: 100%;" type="text"/> PIN Code <input style="width: 100%;" type="text"/> IFSC Code^{^^} <input style="width: 100%;" type="text"/>
Attested Document attached* [Any one (✓)] <input type="checkbox"/> Cancelled Cheque with name pre-printed <input type="checkbox"/> Bank statement <input type="checkbox"/> Pass book <input type="checkbox"/> Bank Certificate	

Core Bank Account No. <input style="width: 100%;" type="text"/> Bank Name <input style="width: 100%;" type="text"/> City <input style="width: 100%;" type="text"/> MICR Code[^] <input style="width: 100%;" type="text"/>	Account Type (✓) <input type="checkbox"/> Current <input type="checkbox"/> Savings <input type="checkbox"/> NRO# <input type="checkbox"/> NRE# <input type="checkbox"/> FCNR# <input type="checkbox"/> Branch <input style="width: 100%;" type="text"/> PIN Code <input style="width: 100%;" type="text"/> IFSC Code^{^^} <input style="width: 100%;" type="text"/>
Attested Document attached* [Any one (✓)] <input type="checkbox"/> Cancelled Cheque with name pre-printed <input type="checkbox"/> Bank statement <input type="checkbox"/> Pass book <input type="checkbox"/> Bank Certificate	

Core Bank Account No. <input style="width: 100%;" type="text"/> Bank Name <input style="width: 100%;" type="text"/> City <input style="width: 100%;" type="text"/> MICR Code[^] <input style="width: 100%;" type="text"/>	Account Type (✓) <input type="checkbox"/> Current <input type="checkbox"/> Savings <input type="checkbox"/> NRO# <input type="checkbox"/> NRE# <input type="checkbox"/> FCNR# <input type="checkbox"/> Branch <input style="width: 100%;" type="text"/> PIN Code <input style="width: 100%;" type="text"/> IFSC Code^{^^} <input style="width: 100%;" type="text"/>
Attested Document attached* [Any one (✓)] <input type="checkbox"/> Cancelled Cheque with name pre-printed <input type="checkbox"/> Bank statement <input type="checkbox"/> Pass book <input type="checkbox"/> Bank Certificate	

[^] 9 digit code on your cheque next to the cheque number. ^{^^} 11 digit code printed on your cheque.
 * The documents submitted need to be attested by authorised bank personnel. # For NRI Investors.

B DEFAULT BANK ACCOUNT

From among the bank accounts registered with you or mentioned above, please register the following bank account as a Default Bank Account into which future redemption and/or dividend proceeds, if any, of the above mentioned folio will be paid:

Core Bank Account No. <input style="width: 100%;" type="text"/>	Bank Name <input style="width: 100%;" type="text"/>
--	--

DECLARATION & SIGNATURES

(To be signed as per mode of holding in the Folio. In case of non Individual Unit holders, to be signed by AUTHORISED SIGNATORIES)

I/We have read and understood the Instructions and the Terms and Conditions for Multiple Bank Accounts Registration and agree to abide by the same. I/We acknowledge that my/our request will be processed only if all details are properly filled and valid documents are attached, failing which the request maybe rejected/delayed as the case may be in which case I/We will not hold HSBC Mutual Fund, the AMC and the Registrar liable for any loss due to delayed execution or rejection of the request.

Sole / First Applicant / Unit holder	Second Applicant / Unit holder	Third Applicant / Unit holder

C BANK ACCOUNT DELETION

Folio No.	<input type="text"/>	Permanent Account No. (PAN)	<input type="text"/>
Name of Sole / First Unit Holder <input style="width: 90%;" type="text"/>			

Please delete the following Bank accounts as registered accounts for my/our above folio:

Bank Account No. <input style="width: 90%;" type="text"/>	Bank Name <input style="width: 90%;" type="text"/>
Bank Account No. <input style="width: 90%;" type="text"/>	Bank Name <input style="width: 90%;" type="text"/>
Bank Account No. <input style="width: 90%;" type="text"/>	Bank Name <input style="width: 90%;" type="text"/>
Bank Account No. <input style="width: 90%;" type="text"/>	Bank Name <input style="width: 90%;" type="text"/>

Deletion of a default bank account will not be affective in the Folio unless the investor mentions another valid registered Bank Account as a default account in Part B of this Form.

DECLARATION & SIGNATURES		
(To be signed as per mode of holding in the Folio. In case of non Individual Unit holders, to be signed by AUTHORISED SIGNATORIES)		
I/We have read and understood the Instructions and the Terms and Conditions for Multiple Bank Accounts Registration and agree to abide by the same. I/We acknowledge that my/our request will be processed only if all details are properly filled and valid documents are attached, failing which the request may be rejected/delayed as the case may be in which case I/We will not hold HSBC Mutual Fund, the AMC and the Registrar liable for any loss due to delayed execution or rejection of the request.		
Sole / First Applicant / Unit holder	Second Applicant / Unit holder	Third Applicant / Unit holder

INSTRUCTIONS AND TERMS & CONDITIONS

1. This facility allows a unit holder to register multiple bank account details for all investments held in the specified folio (existing or new). Individuals/HuF can register upto 5 different bank accounts for a folio by using this form. Non individuals can register upto 10 different bank accounts for a folio. For registering more than 5 accounts, please use extra copies of this form.
2. Supporting Documents as mentioned in Part A will help in verification of the account details and register them accurately. The application will be processed only for such accounts for which valid documents are provided. Accounts not matching with such documents will not be registered.
3. If the bank account number on the cheque leaf is handwritten or investor name is not printed on the face of the cheque, bank account statement or pass book giving the name, address and the account number should be enclosed. If photocopies are submitted, investors must produce original for verification.
4. Bank account registration/deletion request will be accepted and processed only if all the details are correctly filled and the necessary documents are submitted. The request is liable to be rejected if any information is missing or incorrectly filled or if there is deficiency in the documents submitted.
5. The first/sole unit holder in the folio should be one of the holders of the bank account being registered. Unitholder(s) cannot provide the bank account(s) of any other person or where the First/Sole Unitholder is not an account holder in the bank account provided.
6. The investors can change the default bank account only by submitting this form. In case multiple bank accounts are opted for registration as default Bank Account, the mutual fund retains the right to register any one of them as the default bank account.
7. A written confirmation of registration of the additional bank account details will be dispatched to you within 10 calendar days of receipt of such request. Unitholder(s) must preserve this written confirmation as the account statement will only reflect the default bank mandate.
8. If any of the registered bank accounts are closed/alterd, please intimate the AMC in writing of such change with an instruction to delete/alter it from our records.
9. The Bank Account chosen as the primary/default bank account will be used for all Redemption payouts/Dividend payouts. At anytime, investor can instruct the AMC to change the default bank account by choosing one of the additional accounts already registered with the AMC.
10. If request for redemption is received prior to/together with a change of bank account or before verification and validation of the new bank account, the redemption request would be processed to the currently registered default (old) bank account.
11. If in a folio, purchase investments are vide SB or NRO bank account, the bank account types for redemption can be SB or NRO only. If the purchase investments are made vide NRE account(s), the bank account types for redemption can be SB/NRO/NRE.
12. The registered bank accounts will also be used to identify the pay-in proceeds. Hence, unit holder(s) are advised to register their bank accounts in advance using this facility and ensure that payments for ongoing purchase transactions are from any of the registered bank accounts only, to avoid fraudulent transactions and potential rejections due to mismatch of pay-in bank details with the accounts registered in the folio.
13. HSBC Mutual Fund, the AMC and its registrar shall not be held liable for any loss arising to the Unitholder(s) on account of inadequate or incomplete documentation resulting in delay or rejection of the request.